

# FRESH TRACKS

*ski-doo*

2025  
WINTER  
ADVENTURE  
ISSUE

SUMMIT X WITH EXPERT PACKAGE  
THE WINTER EXPERT

BACKCOUNTRY X-RS UNLEASHED

MXZ X-RS: NEW FRONT END

DISCOVER THE ACCESSORIES  
AND APPAREL COLLECTION



A different breed. That's how we'd describe our sleds. And the people who ride them.  
Where you see a landscape, we see an escape.  
You like the silence of winter? We prefer the sound of it.  
To us, what comes after the storm is definitely not the calm.  
You can call us intense. For having multiple weather apps on our phone.  
Or nerds for knowing the difference between Liquid Titanium and Monument Grey.  
Actually, call us whatever you want. We won't hear it over the sound of our Rotax engine.

**THAT *ski-doo* FEELING**



Scan to see  
the stories behind  
the faces of Ski-Doo



**ELLA SNÄLL**, Umeå, Sweden  
@ ellasnall  
Freeride 146" 850 E-TEC



**OSCAR NORDSTRÖM**, Ljusdal, Sweden  
@ oscarnordstrom  
Freeride 146" 850 E-TEC



**RAMONA JOHANSEN**, Alta, Norway  
@ ramona\_johansn  
Summit X 154" with Expert Package  
850 E-TEC Turbo

Meet the expert Ski-Doo riders that  
make up our ambassador team.



**ADAM RENHEIM**, Lima, Sweden  
@ renheim311  
Summit X 154" with Expert Package  
850 E-TEC Turbo R



**RASMUS JOHANSSON**, Kiruna, Sweden  
@ rasmusjson,  
Summit X 154" with Expert Package  
850 E-TEC Turbo R

# OUR AMBASSADORS

## CONTENTS

What's New	4	Crossover Lineup	12	Utility Lineup	18
Deep Snow Lineup	6	Trail Lineup	14	Help me choose	21
BC Aspect Collection	8	Trail Accessories	16	Comparison table	22
BC Kona Collection	10	The Exodus and Enduro collections	17	Connectivity	24
Kids' Wear	11				

For advertising purposes, some scenes depicted in this brochure include professional riders and racers executing maneuvers or performances under ideal and/or controlled conditions. Do not attempt any of these or any other risky maneuvers if they're beyond your level of riding ability, as well as your understanding and respect for the performance of your snowmobile. Always ride responsibly and safely. Always observe applicable local laws and regulations. Always wear the appropriate protective clothing, including a helmet. And remember, if you're going to drink, please don't ride. Because of its ongoing commitment to product quality and innovation, Bombardier Recreational Products Inc. (BRP) reserves the right, at any time, to discontinue or change specifications, prices, designs, features, models or equipment without incurring any obligation. Some models depicted herein may include optional equipment. Prices are based on Manufacturer Suggested Retail Prices. Dealer may sell for a different price. Taxes are not included. BRP is a proud member of the SSCC (Snowmobiling Safety Certification Committee), Machine Safety Standard, Operator Safety Training, Safe Trails, ISMA (International Snowmobile Manufacturers Association), National Snowmobile Foundation and Tread Lightly! Inc. By being a member of these important snowmobiling associations, we recognize and support their efforts in sharing the responsibility of promoting the growth of our sport. Primaloft Gold, Primaloft Silver and Primaloft Black are registered trademarks of Albany International Corp. Sympatex is a registered trademark of Sympatex Technologies GmbH. Cordura is a registered trademark of INVISTA for durable fabrics. M-FORGE® Composite is a patented and registered trademark of MAT GROUP™. clim8® is a trademark of clim8 SAS and is registered in the US and other countries. Depending on location, products are distributed by BRP US Inc., Bombardier Recreational Products Inc., BRP European Distribution SA, BRP Finland Oy, BRP Australia Pty Ltd. or Bombardier Recreational Products Motores da Amazonia Ltda. In the U.S.A., products are distributed by BRP US Inc. In Canada, products are distributed by Bombardier Recreational Products Inc. ®/TM and the BRP logo are trademarks and registered trademarks of Bombardier Recreational Products Inc. or its affiliates. All other company and/or product names are trademarks or registered trademarks of their respective holders. © 2024 BRP. All rights reserved.

# SKI-DOO 2025

# WHAT'S NEW

Ultimate Precision.  
Unbreakable  
Confidence.

Turbocharge Your  
Adventures.



## MXZ

New RAS RX Front  
Suspension + Pilot RX Skis

The new RAS RX front suspension and Pilot RX Skis give the most aggressive riders an unmatched advantage over any trail. Fresh front end delivers superior cornering stability and even more big-bump capacity. New ski design offers improved steering precision.



## BACKCOUNTRY X-RS

Extreme Crossover with a Twist

The premier crossover sled gets a massive performance boost with the Rotax 850 E-TEC Turbo R engine with water injection system. A full 180-hp to power, plus newly available RAS-RX front suspension and Pilot RX ski to meet the specific demands of the aggressive adventurer.



For the Climb.




Think of the  
possibilities.



## SUMMIT

Make the Mountains Your Playground

New KYB Pro 36 EA-3 front shocks on the Summit X with Expert Package allow riders to dial in their preferred ride from 3 instantly adjustable settings. The X package keeps its status as the lightest Ski-Doo deep-snow sled.



## FREERIDE

Now, think again!

The 2025 Ski-Doo Freeride defies every ounce of normalcy. Each aspect is designed for those who demand a bigger challenge in every ride. With a Freeride, every squeeze of the throttle leaves the limits further behind.



# NEW APPAREL & ACCESSORIES



## CONNECTIVITY EMBEDDED MAPS

Get lost in the moment, not the woods. Feel right at home in the middle of nowhere. The Ski-Doo 10,25-inch touchscreen display now includes built-in GPS capability, so you can ride free knowing you'll always find your way – even without connecting your phone. Track your ride progress and leave a breadcrumb trail to guide you and your crew back to camp.



## VIBE COMMUNICATION SYSTEM UNIVERSAL COMM SYSTEM

Crystal Clear Communication for All  
Compatible with all BRP helmets, the Vibe Universal Comm System provides unparalleled connectivity and exceptional ease of use. One click quickly connects the comm system to your phone, sled and other riders. Features Mesh 2.0 technology for open or group mesh capability. Premium sound with Harmon/Kardon audio, dual antenna reception and Bluetooth 5.1 connectivity. Rated for up to 5 hours of use at -18c with 1.2-km range.



## FEEL THE FLOW OXYGEN FLOW HELMET

New features for more comfort and versatility  
The Oxygen helmet sets the bar helmets in every measurable standard. Thanks to advanced features and an updated venting system, riders get another 10 degrees C of interior temperature control in the new Oxygen Flow Helmet.



## LINQ 1+1 REMOVABLE RACK EXTRA SEATING OR LINQ STORAGE

Swap seats and accessories instantly  
Add instant versatility to your Ski-Doo sled. LinQ 1+1 Removable Rack allows instant addition of a LinQ passenger seat and doubles as an extra LinQ accessory attachment point when riding solo.



## STACKABLE LINQ DECK DOUBLE YOUR STORAGE

Double Your Storage  
Two stories of cargo capacity  
The new Stackable LinQ deck doubles up the adventure by adding twice as many LinQ accessory connection points allowing you pack more into every winter experience.



## LED SIGNAL LIGHTS

Add extra safety on trails: signal to other drivers about the sleds behind you or potential danger spots with distinctive colored lights. Available for windscreen or handguards.

# RIDE FREE. LIVE LARGE.

The ultimate mountain experience is a Ski-Doo handlebar away. For extreme performance in the steep and deep, our deep snow models are the only option.

## FREERIDE

Claim all extreme deep snow maneuvers as your own on the most powerful two-stroke turbo ever. With 180 horsepower all the way up to 8,000 feet, the Freeride leaves all competitors behind. This sled is stable and predictable at high speeds across all snow conditions, including bigger bumps. Welcome to the new standard.

## SUMMIT

For the ultimate precise and predictable deep-snow sled with features sharpened for most technical terrains, choose the Summit X with Expert Package.

Effortless throughout the day, the Summit X is the lightest, most agile and nimble of its family with an unmatched degree of playfulness.

## E-TEC® SHOT™ STARTER

Say goodbye to pull-starts on our deep snow sleds — at no significant extra weight! From now on, pull-start your snowmobile when you start riding, then use the SHOT starter push-button the rest of the day. The initial engine start charges a lightweight ultracapacitor, which will turn the magneto into a starter motor on SHOT starts. By turning the crankshaft, the Rotax E-TEC® does the rest: it injects the fuel and fires up the ignition. With just 2 lb (0.9 kg) extra, this Ski-Doo marvel is still 20 lb (9 kg) lighter than the typical electric start.






# ACCESSORIES

Never waste an inch of snow this winter and equip your sled with accessories designed to help you find your personal powder paradise. Customize your deep snow snowmobile for the ultimate mountain experience.

- 1 NEW** Soft Glove Box Extension  
860202857
- 2 NEW** Deep Snow Ultra-Light Seat  
860202775
- 3** LinQ Snowboard/Ski Rack  
860202741
- 4** LinQ Snowboard/Ski Rack Reinforcement Kit (not illustrated)  
860202472
- 5** Adventure Rear Bumper – Black  
860202400
- 6** Skid Plate – Catalyst Grey (not illustrated)  
860202603
- 7** Deep Snow Soft Knee Pads  
860202702



## DID YOU KNOW?

**NEW** Ultra-Light Deep Snow Seat offers a small shape for easy movement with a CVT belt storage area underneath. The seamless cover and redesigned base better protect from water intrusion with less stitching and a new front clip area that better seals moisture out.

Carry more of the downhill gear you need with the LinQ snowboard and ski rack. Add or remove one alongside the tunnel of your sled in seconds to fit whatever plan you have for the day. Whether you want to pack skis, boards or more equipment, this extra makes it extra easy.

# ROLLING IN THE DEEP

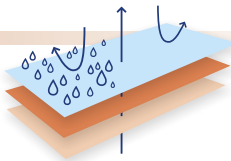
Built by the pros and for the pros, the BC Aspect Collection keeps riders like you dry everywhere you go. The fit of each item has been given the stamp of approval of our 3D garment engineers for maximum comfort and mobility. Add it all up and you get riding apparel so comfortable you'll forget you're wearing it!



## 3-layer shells for deep snow fun



sympatex®



### 3 LAYERS

Full mobility and freedom of movement are a given with our Sympatex shell. With a 3D fit optimized and coupled with our 3-layer lightweight stretch, it delivers comfort at every turn.

## BC ASPECT ONE-PIECE SUIT

Overcome the deepest deep snow days with the lightweight and durable three-layer fabric that makes it a mission to keep snow out. It's waterproof, windproof, everything-proof... except fun!

### Performance:



Waterproofness



Breathability



Warmth

### Key benefits:



No-frills shell



Max airflow



Reinforced



Unisex BC Aspect One-Piece Suit  
Black, Grey, Indigo Blue,  
440942



# BC ASPECT




## BC ASPECT JACKET

This ultra-premium jacket includes all the things you need and love, but nothing you don't. Pro riders and backcountry experts created an item that combines fit and function unlike any other.



### Men's BC Aspect Jacket

Black, Brick Red, Ice, Indigo Blue  
440940



## BC ASPECT HIGHPANTS

The stretch three-layer Sympatex fabric of the lightweight BC Aspect Highpants will make it feel like the gear moves with you.



### Men's BC Aspect Highpants

Black, Brick Red  
441678



sympatex®



### Performance:



Waterproofness



Breathability



Warmth

### Key benefits:



No-frills shell



Max airflow



Max mobility



Scan here for more info



BC Aspect Long Gloves  
Black  
446352



BC Aspect Short Gloves  
Black  
446354

# BC KONA+

**Gear up to push forward**

## BC KONA+ JACKET

Look good, feel better. Add a splash of style easily when you ride with the BC Kona+ on. With new colors and customizable features to match your needs, this jacket is the ace up your sleeve to stay stylish on and off the mountain.



**BC Kona+ Jacket**  
Black, Indigo Blue, Whiskey  
440959

**Key benefit:**



**Multi-use**



# BC KONA

Let the BC Kona series one-piece suits conquer nature on your behalf with durability, breathability and great style. The BC Kona two-layer shell collection is designed with the cutting-edge Sympatex and Cordura fabric we know you love. With the same features that have made it the best deep snow gear but now available in even more colors, this is the do-it-all collection you need.

## BC KONA JACKET AND HIGHPANTS



**Men's BC Kona Jacket**  
Black, Deep Purple  
440931

**Women's BC Kona Jacket**  
Army Green, Brick Red, Deep Purple, Ice  
440943



## BC KONA ONE-PIECE SUIT

**Men's BC Kona One-Piece Suit**  
Black, Black with Graphics, Brick Red  
440932

sympatex®



**Key benefit:**



**Reinforced**



**Women's BC Kona Highpants**  
Black  
441682

**Men's BC Kona Highpants**  
Black, Dark Navy, Indigo Blue  
441672

**Key benefit:**



**Lightweight**



**Performance:**



**Waterproofness**



**Breathability**



**Warmth**

**Key benefits:**



**Element Proof**



**High Airflow**

# IT'S COOL TO STAY WARM!

## Turn any winter day into a walk in the park

### FRESH FITS FOR YOUNG RIDERS

Spoil the youngest members of your family with the Ski-Doo kids' apparel ahead of their next, great powder adventure. Our collection relies on trusted designs, colors and high-quality outerwear that make this the best gear around for young riders. Seriously, we kid you not.

### PARTICLE JACKET FOR TEENS

Set them up for success with snowmobiling with a unique jacket designed for teen riders. With an inner fleece liner and Thermal Loft insulation, this item delivers extreme warmth and protection on the trail. Plus, a reflective striping keeps young riders visible — exactly the warm welcome to the sport they need.



**Kids' X-Team Highpants**  
Black  
441580

**Teens' X-Team Highpants**  
Black  
441605



**Kids' Minium Jacket**  
Indigo Blue, Pink  
440953



**Teens' Particle Mitts**  
Black, Indigo Blue  
446343



**Teens' Particle Gloves**  
Black, Indigo Blue  
446344



**Teens' Particle Jacket**  
Black, Deep Purple, Indigo Blue  
440952



**Kids' Micro-Fleece Mitts**  
Black, Dark Navy  
446341



**Kids' Minium Mitts**  
Black  
446345



# BUILT TO GO ANYWHERE YOUR IMAGINATION WANTS

Built to go anywhere  
your imagination wants



## BACKCOUNTRY X-RS

### THE DO-IT-ALL SNOWMOBILE

Today's crossover riders love to go further and faster everywhere their imagination dreams up. The Ski-Doo crossover lineup delivers versatility in droves: they're 100% trail performance, 100% off-trail capability, zero trade-offs. It's your turn to unleash your wild side!

# ACCESSORIES

To make every ride last that much longer, customize your Ski-Doo sled for comfort and convenience with plug-and-play LinQ accessories. With a wide range of bags, fuel and cargo options, LinQ extras play an essential role from the deepest powder to the most epic trail. Install them in seconds to push your limits in the best way.

- 1** **NEW** Trail Narrow Heated Seat  
860202819
- 2** XL Transparent Handguard  
860202617
- 3** Adjustable Riser  
860201834
- 4** LinQ Removable Snowflap  
860201914
- 5** LinQ Slim Waterproof Tunnel Bag - 26 L  
860202451
- 6** Deep Snow Low Grab Handle  
860201975
- 7** Accessory Switch Console (not illustrated)  
860202827



Some models may not be available in Europe, please check the availability with your nearest dealer.

## DID YOU KNOW?

Craving extra storage? A shovel fits on top of the LinQ Slim Waterproof Tunnel Bag – 26 L! Plus, you can store a removable snowflap on top of the bag using a set of LinQ Cargo Base Kits (860201806).

## YOU MAY ALSO LIKE

The Full Body Skid Plate delivers durability, underbelly protection and reduced drag when you ride.  
860202420 (Black) 860202421 (Neo Yellow) 860202625 (Orange Crush)


# TRAIL NO ONE



## MXZ X-RS WITH COMPETITION PACKAGE

### A WINNING TRACK RECORD

Meet the lightweight sled with heavyweight results. Behind endless power, high-capacity race-proven features and easy agility, the Ski-Doo MXZ sleds give riders like you an edge: they've got motocross-like handling and agility, plus a Rotax engine to power you to victory.



# CAN'T & WON'T STOP

# RENEGADE X-RS

## AWAKEN YOUR INNER RENEGADE

The Renegade is bound to please all thrill-seekers.

Let your mind wander on long, comfortable rides with a snowmobile built for premium performance.

Whether you want to rack up miles on long adventures or crush the throttle and see what's lurking after every aggressive turn, the Renegade is up for it... even on the same day!



## INNOVATION

### RAS RX FRONT SUSPENSION

Equipped on all MXZ models, except MXZ Sport

Suspend your disbelief! With a race-inspired RAS RX Front Suspension, the most advanced sled on snow just gets better. Conquer every inch of any trail any time you ride with a snowmobile that flattens every corner: designed for rough trail conditions, the new front suspension keeps raising the bar.

### PILOT RX SKIS

Equipped on the MXZ X-RS with Competition Package and the MXZ X-RS

The all-new Pilot RX skis offer unrivaled control in all snow conditions. Built with an aggressive design, the skis deliver better grip and enhanced cornering for bold riders who love nothing more than whooshing through trails and telling others about it.

# TRAIL ACCESSORIES

Make every mile count. Whether you need more convenience or functions, or just want to turn heads when you ride by, Ski-Doo trail accessories will meet your needs.



- 1** **NEW** LinQ 1 + 1 Removable Rack  
860202749
- 2** LED Signal Lights for Windshield  
860202703
- 3** LinQ SR21 Tunnel Bag – 21 L  
860202449
- 4** LinQ Sport Bag – 17 L  
860202447
- 5** Adjustable Windshield –  
Medium to High  
860202615
- 6** Side Deflectors  
860202437
- 7** eLinQ (not illustrated)  
860202354



## DID YOU KNOW?

Convenience is built into the new LinQ 1 + 1 Removable Rack. Install it quickly and easily with the LinQ system to be ready to go in no time!

### YOU MAY ALSO LIKE

A friend can tag along. Mount a LinQ Passenger Premium Heated Seat (860202536), a **NEW** LinQ Passenger Premium Non-Heated Seat (860202917) or a Trail LinQ Passenger Seat (860202325) on your Ski-Doo sled to go along with the LinQ 1 + 1 Removable Rack.





# SEAL THE DEAL ON FUN RIDES

The Exodus and Enduro collections are full of apparel items designed with light insulation and sealed seams. That makes them perfect for the backcountry and epic trail adventures.

## EXODUS COLLECTION



Men's Exodus Jacket  
Black, Navy, Wine  
456006



Women's Exodus Highpants  
Black, Purple  
441704



Women's Exodus Jacket  
Black, Ice  
456007

Men's Exodus Highpants  
Black, Charcoal Grey  
441702  
*Also available in tall sizes*  
Black 441708



## ENDURO COLLECTION



Enduro Jacket  
Black, Brick Red,  
Charcoal Grey  
456018



Men's Enduro Highpants  
Black  
441701

**Performance:**

Waterproofness	Breathability	Warmth

**Key benefits:**

No-frills shell	Max airflow	Max mobility

**Performance:**

Waterproofness	Breathability	Warmth

**Key benefits:**

Windproof	Reflective	Fleece lined

# SHOW WINTER WHO'S BOSS

A photograph of two people wearing helmets and winter gear riding a dark-colored Ski-Doo Expedition SE snowmobile. They are positioned in front of a wooden cabin with a snow-covered roof. The snowmobile's headlights are on, and the scene is set in a snowy, winter environment.

## EXPEDITION SE

Explore parts unknown and expand your horizons on the Ski-Doo Expedition. On- or off-trail, this multi-tasker delivers ultimate ability whether you're working at the cottage or chasing a high on a new snow adventure.

## EXPEDITION SE

### WHEN LUXURY MEETS CAPABILITY

Meet the sled that puts any winter task or adventure within reach. Behind incredible versatility, the Expedition SE keeps things rolling in all snow conditions. Built with the REV Gen4 platform and plenty of work-ready features, this model answers the call both on- and off-trail. Carry everything you need, whether it's the tools to take on your to-do list or the gear to chase That Ski-Doo Feeling, and just have fun!



# ACCESSORIES

For the riders who love it all, we've got accessories to do it all. To hunt, work or fish, Ski-Doo accessories can suit any of those needs.

- 1 NEW** Stackable LinQ Deck  
860202746
- 2 NEW** Utility Soft Knee Pads  
860202852
- 3 NEW** Underseat Storage Bag – 11 L  
860202767
- 4** SR50 Utility Box – 50 L (not illustrated)  
860201939
- 5** LinQ Fuel Caddy – 20 L  
860202246
- 6** LinQ Ice Auger Holder  
860201828



- 7** LinQ Universal Plate (not illustrated)  
860202208
- 8** LinQ Working Light  
860202380

## DID YOU KNOW?

Level up your winter adventures with a **NEW Stackable LinQ Deck** and carry up to 50 lb (22 kg) of extra gear. That's twice as much storage space for twice as much fun.

**> YOU MAY ALSO LIKE**

LinQ Axe Holder  
860201854

# EXPEDITION UTILITY COLLECTION

## WORK THROUGH THE COLD SEASON

Winter is full of surprises, but so are you! Our Heated Expedition Jacket powered by clim8® keeps you warm in the coldest months. Get things done and fight through winter weather.



**Men's Expedition Jacket**  
Black, Army Green  
440964



**Expedition Radiant Jacket** ∞  
Black  
440982



**Men's Expedition Highpants**  
Black, Army Green  
286814



**Expedition Radiant Gloves** ∞  
Black  
446346



**Expedition Gloves**  
Army Green, Black  
446337

**Key benefits:**



Temperature regulation



Cuts wind



Reinforced

# THERE'S A SKI-DOO SNOWMOBILE DESIGNED FOR EVERY TYPE OF RIDER.

EXPLORE THE OPTIONS TO FIND  
THE ONE THAT'S RIGHT FOR YOU.

BROWSE FILTERS 

## Riding Terrain

Where will you be using your sled the most?

- > Mountain / Deep Snow
- > Trail
- > On & Off trail
- > Sport-Utility

## Passengers

Will you mostly be riding alone or with a passenger?


- > Riding solo
- > Riding with a passenger












## Features











Are you looking for the latest & greatest features?

- > I want the most advanced features and technology
- > I'd like a few premium features without breaking the bank
- > Doesn't matter, as long as I can get on the snow

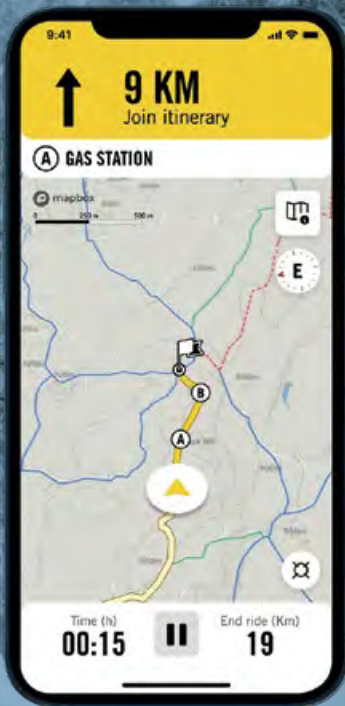
HELP ME CHOOSE



SKI-DOO 2025 SPECIFICATIONS		TRAIL							DEEP SNOW			
		MXZ				RENEGADE			GRAND TOURING	SUMMIT		
												
COLOR		Neo Yellow	Neo Yellow	Neo Yellow	Neo Yellow, Catalyst Grey and Black (Neo) Neo Yellow and Black (Neo+)	Neo Yellow Black	Black	Neo Yellow	Neo Yellow	Dusty Navy and Black (painted) Timeless Black (painted)	Catalyst Grey	Catalyst Grey
FEATURES	Platform	REV Gen5	REV Gen5	REV Gen4	REV Gen4	REV Gen5	REV Gen5	REV Gen4	REV Gen4	REV Gen5	REV Gen5	REV Gen5
	Headlights	Premium high-performance LED	Premium high-performance LED	Halogen	Halogen	Premium high-performance LED	High-performance LED	Halogen	Halogen	Premium high-performance LED	Premium high-performance LED	High-performance LED
	Skis	Pilot RX	Pilot RX	Pilot 5.7	Pilot 5.7	Pilot X	Pilot X	Pilot 5.7	Pilot 5.7 SL	Pilot DS 4	Pilot DS 3	Pilot DS 3
	Seating	Trail narrow	Trail narrow	Trail narrow compact	Trail narrow ultra-compact	Trail wide, heated	Trail wide	Trail narrow	Trail wide 2-up	Deep snow ultra compact	Deep snow compact	Deep snow
	Handlebar	Standard with J-hooks/ Transparent handguards	Standard with J-hooks/ Transparent handguards	Standard with J-hooks	Narrow with J-hooks/ Transparent handguards (Neo+)	Standard with J-hooks/ Transparent handguards	Standard with J-hooks	Standard with J-hooks	Standard with J-hooks	Tapered with J-hooks/ Grab handle/ Flexible handguards	Tapered with J-hooks/ Grab handle	Tapered with J-hooks/ Grab handle
	Starter	850 E-TEC Turbo R: SHOT 600R E-TEC: Manual	Electric	Electric	Electric	Electric	Electric	Electric	Electric	SHOT	SHOT	Electric
	Reverse	RER	RER	RER	RER	Electro-mechanical	Mechanical	Mechanical	Mechanical	RER	RER	RER
	Windshield height (in.)	Ultra-low	Ultra-low	Low	Optional	Low	Medium	Low	Ultra-high with mirrors	Optional	Optional	Optional
GAUGE	Type	850 E-TEC Turbo R: 10.25 in. touchscreen 600R E-TEC: 7.2 in. digital	7.2 in. digital 10.25 in. touchscreen (opt.)	4.5 in. digital	4.5 in. digital	7.2 in. digital 10.25 in. touchscreen (opt.)	4.5 in. digital	4.5 in. digital	4.5 in. digital	4.5 in. digital 10.25 in. touchscreen (opt.)	4.5 in. digital	4.5 in. digital
SUSPENSION	Front suspension	RAS RX	RAS RX	RAS X	RAS X	RAS X	RAS X	RAS X	RAS X	RAS 3	RAS 3	RAS 3
	Front shock	KYB Pro 40 Integral R Kashima (600R E-TEC) KYB Pro 40 EA-3 Kashima (850 E-TEC Turbo R)	KYB Pro 40 EA-3 KYB Pro Smart-Shox opt.	Motion Control	Motion Control	KYB Pro 36 EA-3 KYB Pro Smart-Shox opt.	KYB 36	Motion Control	Motion Control	KYB Pro 36 EA-3 with lightweight springs	KYB 36	KYB 36
	Rear suspension	rMotion X Competition	rMotion X	SC-5M	Neo	rMotion X	rMotion X	SC-5M	SC-5M	tMotion XT with adjustable limiter strap	tMotion X	tMotion X
	Center shock	KYB Pro 40 Integral Kashima (600R E-TEC) KYB Pro 40 EA-3 (850 E-TEC Turbo R)	KYB Pro 40 EA-3	Motion Control	Torsion spring	KYB Pro 40 EA-3	KYB 36	Motion Control	Motion Control	KYB 36 Plus with lightweight spring	KYB 36	KYB 36
	Rear shock	KYB Pro 40 Integral Kashima (600R E-TEC) KYB Pro 40 EA-3 (850 E-TEC Turbo R)	KYB Pro 40 EA-3 KYB Pro Smart-Shox opt.	KYB 36	Motion Control	KYB Pro 40 EA-3 KYB Pro Smart-Shox opt.	KYB 36	KYB 36	KYB 36	KYB Pro 36 EA-3	KYB 36	KYB 36
ROTX ENGINE	Engine	850 E-TEC Turbo R 600R E-TEC	850 E-TEC 600R E-TEC	600 EFI	600 EFI – 55	900 ACE Turbo R	900 ACE	600 ACE	600 ACE	850 E-TEC Turbo R 850 E-TEC	850 E-TEC	850 E-TEC 600R E-TEC
	Fuel tank (L / US gal)	36/9.5	36/9.5	36/9.5	36/9.5	36/9.5	36/9.5	36/9.5	36/9.5	36/9.5	36/9.5	36/9.5
TRACK	Length x Width x Profile (in.)	Cobra: 137 x 15 x 1.6 (600R E-TEC) RipSaw II 2-ply: 137 x 15 x 1.25 (850 E-TEC Turbo R)	Ice Ripper XT: 129 x 15 x 1.5	RipSaw: 129 x 15 x 1.25	RipSaw: 120 x 15 x 1.25	Ice Ripper XT: 137 x 15 x 1.5	RipSaw: 137 x 15 x 1.25	RipSaw: 137 x 15 x 1.25	Silent Track II: 137 x 15 x 1.25	PowderMaxt X-Light 154 x 16 x 3.0 165 x 16 x 3.0	PowderMaxt II with FlexEdge: 146 x 16 x 2.5 PowderMaxt X-Light with FlexEdge: 154 X 16 X 3.0	PowderMax II with FlexEdge: 146 x 16 x 2.5 PowderMax Light with FlexEdge: 154 x 16 x 2.5
OVERALL DIMENSIONS (mm/in.)	Ski stance	1,090 / 43 (adjustable)	1,090/43 (adjustable)	1,090/43 (adjustable)	1,000/39 (adjustable)	1,090/43 (adjustable)	1,090/43 (adjustable)	1,090/43 (adjustable)	1,090/43 (adjustable)	864/34 (adjustable)	864/34 (adjustable)	930/36 (adjustable)
	Length	3,038/119.6	2,925/115.2 (129 in.) 3,038/119.6 (137 in.)	2,925/115.2 (129 in.)	2,880/113.4	3,038/119.6	3,038/119.6	3,038/119.6	3,127/123.1	3,188/125.5 (154 in.) 3,299/129.9 (165 in.)	3,058 / 120.4 (146 in.) 3,188 / 125.5 (154 in.)	3,208/122.4 (146 in.) 3,318/130.6 (154 in.)
	Width	1,211/47.8 (adjustable)	1,211/47.8 (adjustable)	1,211/47.8 (adjustable)	1,157 to 1,202/ 45.6 to 47.3	1,211/47.8 (adjustable)	1,211/47.8 (adjustable)	1,217/47.9	1,217/47.9	1,024/40.3 (adjustable)	1,024/40.3 (adjustable)	1,073/42.2 (adjustable)
	Height	1,267/49.9	1,267/49.9	1,267/49.9	1,060/41.7	1,267/49.9	1,267/49.9	1,267/49.9	1,513/59.6	1,306/51.4	1,395/54.9	1,395/54.9
ESTIMATED DRY WEIGHT	By engine (kg)	850 E-TEC Turbo R: 236.8 600R E-TEC: 220.5	850 E-TEC: 229.5 (137 in.) 600R E-TEC: 220.9 (129 in.)	198.7	192.8	245.9	227.7	212.3	232.2	850 E-TEC Turbo R: 207.3 (154 in.) 210 (165 in.) 850 E-TEC: 198.2 (154 in.) 201.4 (165 in.)	850 E-TEC: 204.1 (146 in.) 201.9 (154 in.)	850 E-TEC: 203.7 (146 in.) 201.9 (154 in.) 600R E-TEC: 196.9 (146 in.) 195 (154 in.)

DEEP SNOW		CROSSOVER							UTILITY		
	FREERIDE	BACKCOUNTRY			EXPEDITION				TUNDRA	SKANDIC	
											
NEO	FREERIDE	X-RS	ADRENALINE	SPORT	XTREME	SE	LE	SPORT	LE	LE	SPORT
Neo Yellow and Catalyst Grey (Neo) Neo Yellow and Black (Neo+)	Flare Yellow (painted)	Flare Yellow Black	Black	Neo Yellow	Flare Yellow	Dusty Navy Black	Catalyst Grey Black	Neo Yellow	Black	Black	Neo Yellow
REV Gen4	REV Gen5	REV Gen5	REV Gen5	REV Gen4	REV Gen4	REV Gen4	REV Gen4	REV Gen4	REV Gen4	REV Gen4	REV Gen4
Halogen	Premium high-performance LED	Premium high-performance LED	High-performance LED	Halogen	Halogen	Halogen	Halogen	Halogen	Halogen	Halogen	Halogen
Pilot DS 2	Pilot DS 4	Pilot DS 2 (39 in.)	Pilot DS 2	Pilot DS 2	Pilot DS 3	Pilot 7.4	Pilot 7.4	Pilot DS 2	Pilot DS 2	Pilot 7.4	Pilot 7.4
Deep snow compact	Deep snow compact	Trail narrow	Trail narrow	Trail narrow compact	WideTrack 1-up	WideTrack 2-up	WideTrack 2-up	Trail wide 2-up seat LinQ Passenger Backrest	Trail narrow compact	WideTrack 2-up	WideTrack 1-up
Narrow with J-hooks/ Low grab handle (Neo+)/ Flexible handguards (Neo+)	Tapered with J-hooks/ Grab handle	Standard with J-hooks/ Transparent handguards	Standard with J-hooks/ Transparent handguards	Standard with J-hooks	Standard with J-hooks/Grab handle/ Flexible handguards	Standard with J-hooks/Grab handle	Standard with J-hooks/Grab handle	Standard with J-hooks	Standard with J-hooks/ Grab handle	Standard with J-hooks/ Grab handle	Standard with J-hooks
Electric	SHOT	850 E-TEC: Electric, 850 E-TEC Turbo R: SHOT	Electric	Electric	Electric	Electric	Electric	Electric	Electric	Electric	Electric
RER	RER	RER	RER	RER	RER (850 E-TEC) Electro-mechanical (Turbo R)	Electro-mechanical	Electro-mechanical	Mechanical	RER (600 EFI) Mechanical (600 ACE)	Electro-mechanical	RER
Optional	Optional	Ultra-low	Low	Low	Low	Ultra-high with mirrors	Ultra-high with mirrors	Ultra-high	Medium	Ultra-high with mirrors	Medium
4.5 in. digital	4.5 in. digital 10.25 in. touchscreen (opt.)	7.2 in. digital 10.25 in. touchscreen (opt., std on Turbo R)	4.5 in. digital	4.5 in. digital	4.5 in. digital	7.2 in. digital 7.8 in. wide LCD color (opt.)	4.5 in. digital	4.5 in. digital	4.5 in. digital	4.5 in. digital	4.5 in. digital
RAS 3	RAS 3	RAS X (39 in.)	RAS X	RAS X	RAS X	RAS X	RAS X	RAS X	LTS	LTS	LTS
Motion Control (Neo) KYB 36 (Neo+)	KYB Pro 40 EA-3 w/ lightweight springs	KYB Pro 36 EA-3	KYB 36	Motion Control	KYB 36 Plus	KYB 36	KYB 36	Motion Control	Motion Control	Motion Control	Motion Control
Neo	tMotion XT	cMotion X	cMotion X	cMotion	SC-5U	SC-5U	SC-5U	SC-5U	SC-5U	SC-5U	SC-5U
Torsion spring	KYB Pro 40 EA-3 w/ lightweight spring	KYB Pro 40 EA-3	KYB 36	Motion Control	KYB 36 Plus	KYB 36	KYB 36	Motion Control	Motion Control	Motion Control	Motion Control
Motion Control	KYB Pro 40 EA-3	KYB Pro 40 EA-3	KYB 36	KYB 36	KYB Pro 36	ACS (Air Control Suspension)	KYB 36	KYB 36	KYB 36	KYB 36	KYB 36
600 EFI – 85 600 EFI – 55	850 E-TEC Turbo R 850 E-TEC	850 E-TEC Turbo R 850 E-TEC	600R E-TEC	600 EFI	850 E-TEC 900 ACE Turbo R	900 ACE Turbo R	900 ACE	900 ACE	600 EFI 600 ACE	900 ACE	600 EFI
36/9.5	36/9.5	36/9.5	36/9.5	36/9.5	42/11.1	42/11.1	42/11.1	36/9.5	36/9.5	42/11.1	42/11.1
Cobra with FlexEdge (Neo): 146 x 14 x 1.6 Hurricane with FlexEdge (Neo+): 146 x 15 x 1.75	PowderMax: 146 x 15 x 2.5 PowderMax1 X-Light: 154 X 15 X 3.0	PowderMax: 146 x 16 x 2.0 154 x 16 x 2.5	PowderMax: 146 x 16 x 2.0	PowderMax: 146 x 16 x 2.0	Cobra WT: 154 x 20 x 1.8	Silent Cobra WT: 154 x 20 x 1.5 Silent Ice Cobra WT: 154 x 20 x 1.5 opt.	Silent Cobra WT: 154 x 20 x 1.5 Silent Cobra SWT: 154 x 24 x 1.5 opt.	Charger: 154 x 16 x 1.5	Charger: 154 x 16 x 1.5	Silent Cobra WT: 154 x 20 x 1.5 Silent Cobra SWT: 154 x 24 x 1.5	Utility WT: 154 x 20 x 1.25
864/34 (adjustable)	930/36 (adjustable)	1,000/39 (adjustable)	1,000/39 (adjustable)	1,000/39 (adjustable)	1,000/39 (adjustable)	1,000/39 (adjustable)	1,000/39 (adjustable)	1,000/39 (adjustable)	813/32	889/35	889/35
3,174/125	3,058/120.4 [146 in.] 3,188/125.5 [154 in.]	3,174/125 [146 in.] 3,284/129.3 [154 in.]	3,174/125	3,174/125	3,293/129.6	3,256/128.2	3,256/128.2	3,309/130.3	3,259/129.3	3,222/126.9	3,259/129.3
1,024/40.3 (adjustable)	1,073/42.2 (adjustable)	1,160 / 45.7 (adjustable, 39 in.)	1,160/45.7 (adjustable)	1,160/45.7 (adjustable)	1,140 to 1,180/ 44.9 to 46.5	1,200 to 1,240/ 47.7 to 48.8	1,200 to 1,240/ 47.7 to 48.8	1,140 to 1,180/ 44.9 to 46.5	994/39.1	1,089/42.8	1,089/42.8
1,095/43	1,395/54.9	1,283/50.5	1,283/50.5	1,283/50.5	1,280/50.4	1,513/59.6	1,513/59.6	1,513/59.6	1,513/59.6	1,513/59.6	1,369/53.9
600 EFI – 85: 193.7 (Neo+) 600 EFI – 55: 190.5 (Neo)	850 E-TEC Turbo R: 212.3 [146 in.] 210 [154 in.] 850 E-TEC: 203.2 [146 in.] 201.4 [154 in.]	850 E-TEC Turbo R: 226.8 [146 in.] 850 E-TEC: 215.5 [146 in.] 218.6 [154 in.]	212.3	203.2	850 E-TEC: 269 900 ACE Turbo R: 280.8	311.2	20 in. track 303.5 24 in. track 313	250.4	600 EFI: 222.7 600 ACE: 233.6	20 in. track 292.6 24 in. track 302.1	254

# RIDE INTO THE FUTURE WITH BRP GO!



Plan your itineraries  
Ride in offline areas  
Locate your friends  
380,000+ km of trails available

