



SKI-DOO®

2027

**VEHICLES
ACCESSORY BUNDLES
APPAREL**

LINEUP



ski-doo

ski-doo
RACING

ski-doo

ski-doo

XT

6000

6000

XT

ski-doo®

2027

- 4 2027-What's New
- 6 X-RS - 20th anniversary
- 8 **Trail** MXZ
- 10 **Trail** Renegade
- 12 **Trail** Grand Touring
- 14 **Crossover** Expedition
- 16 **Crossover** Backcountry
- 18 **Deep Snow** Summit
- 20 **Deep Snow** Freeride
- 22 **Utility** Skandic
- 24 **Utility** Tundra
- 26 **Mid-sized** Summit Neo
- 27 **Mid-sized** MXZ Neo
- 27 **Youth** MXZ 200
- 28 Tech Specs

MXZ X-RS

Renegade X-RS

Backcountry X-RS



X-RS 20TH ANNIVERSARY

The X-RS package celebrates 20 years of proven race-winning features that crowned multiple champions across snowmobile racing. The 20th Anniversary X-RS package with special features available on MXZ, Renegade and Backcountry models.



REV GEN5 - SKANDIC AND TUNDRA

Now on the advanced REV Gen 5 platform, Skandic and Tundra utility snowmobiles provide refined work capability to make easy work of big jobs wherever they are. The uMotion rear suspension boosts capacity, control and comfort.



FREERIDE AND SUMMIT

Further lightened Summit and Freeride deep snow models raise the bar again. The Freeride's new and lighter 147x3.0-Inch track option adds monstrous traction and lighter handling. The new tMotion L/O coil-over rear suspension, on Summit Expert and Freeride models, rebounds faster for easier lift out of snow and a lighter feel, while the fixed rear arm boosts stability and predictability on steep, technical terrain.



NEW 16" EXPEDITION LE

A new sport-utility crossover package to fill a gap between the Expedition Sport and the wide track Expedition LE. This snowmobile blends the ruggedness of the Expedition with top features for capable, refined performance - offering the best price-value in the sport-utility market.



ROTAX 600RR E-TEC ENGINE

The 600RR E-TEC sets a new standard with class leading 130 horsepower, ultra quick throttle response and advanced technologies, like Smart Eco Mode and Silent-Stop function* for improved fuel economy.

* on selected models



10.25" GROUP RIDE

With vivid graphics and a large screen, this advanced touchscreen display delivers all key info for the rider. Now in Europe, the Group Ride feature shows friends on the map without a cellular network or phone connection - perfect for on- or off-trail adventures.

NEW APPAREL

NEW TRAIL AND CROSSOVER RIDING GEAR



ABSOLUTE 0 X-TEAM STX JACKET

WOMEN'S ABSOLUTE 0 INSULATED STX JACKET



SKI-DOO WARM-UP 2.0 INSULATED COAT

EXODUS X-TEAM EDITION JACKET

ENDURO 2.0 INSULATED X-TEAM JACKET

BC SERIES FOR MEN




RAYVIK HELMET AND GOGGLES

NEW ACCESSORIES



GPS MODULE WITH GROUP RIDE

Locate your friends and other vehicles around on the map without a phone connection or cellular network. The new Group Ride Feature is a perfect addition for group adventures on or off-trail, offering extra peace of mind in the backcountry.



ADJUSTABLE HEATED BRAKE LEVER

3-position heated lever provides warmth in freezing weather. Toolless design adjusts easily with 6 increments. Shape and size is optimized for 1 or 2 fingers.



LINQ 60 L SPORT UTILITY CARGO BOX

Maximize adventure with this versatile cargo solution. Use it as weather-resistant, lockable storage, or remove the lid instantly for taller loads. Mount extra LinQ accessories on top for added capacity. Internal tie-downs keep gear secure on any ride. Durable and adaptable without compromise.

NEW ANTI-FOG BALACLAVA & UPDATED LAYERING STYLES



SKI-DOO X-RS RACE TRACK DNA FOR THE TRAILS SINCE 2007



In the history of snowmobiling, there are moments that change the enthusiasts' perception of what is possible. One such significant milestone was reached in 2007, when Ski-Doo introduced the X-RS package. It was not just a new decal pattern or a marketing gimmick, but a promise of extreme performance. Since then, a large number of Ski-Doo models have proudly carried the X-RS badge, and these letters have become synonymous with uncompromising quality.

But what does X-RS actually mean? As the original idea summarizes, these are not "just sleds." They are masterpieces of engineering built with one clear philosophy: to bring winning race track technology directly to the reach of consumers.

MORE THAN THE SUM OF ITS PARTS

The core idea of X-RS models has always been "Race-to-Snow" – from the race tracks to the snow. When Snocross and Cross Country champions compete in extreme conditions on weekends, their sleds are put to a test that an ordinary trail sled could not withstand. Chassis bend, suspension is forced to work in fractions of a second, and handling must remain razor-sharp despite the fatigue.

X-RS models are built with these exact same features proven in competition. In practice, this means reinforced structures that withstand hard riding in bumps and jumps. It means industry-leading suspension – often the same KYB shocks used by professionals – with versatile adjustment possibilities. These are not compromises, but solutions tested and approved on the world's most demanding race tracks.



THE EXPERIENCE OF CHAMPIONS FOR EVERY RIDER

The biggest reason for the popularity of X-RS models, however, is the feeling they convey to the rider. The goal is to give every rider the opportunity to experience what Snocross and Cross Country champions experience every single race weekend.

This experience is a combination of control, adrenaline, and confidence. When you ride an X-RS-equipped snowmobile, you know that the machine's limits are far above your own. When the trail turns bumpy and others have to slow down, the X-RS comes to life. It swallows the irregularities in a way that makes the rider feel like a professional. The steering remains precise, and the sled reacts immediately to the smallest body movement.

It is the feeling of having a machine underneath you that is made to win. Even if the rider does not participate in competitions themselves, the knowledge that the sled is built to withstand race-level stress brings peace of mind for long and demanding adventures.

A LEGACY THAT CONTINUES

The journey that began in 2007 has brought us to a point where X-RS has established its place at the top of snowmobiling. It has set the standard for what is expected of a "race replica." It is not just a copy in appearance, but a copy in soul.

Every time a new Ski-Doo model is equipped with the X-RS package, it carries years of development work, thousands of test kilometers, and countless podium finishes. It is a tribute to those technical innovations that have enabled the sport to develop to its current point. X-RS is more than a model designation – it is an invitation to experience winter through the eyes of a champion.





MXZ

TRAIL

Superior trail agility paired with the sport's most advanced 2-stroke engines form the basis of every MXZ. Outfitted with industry-defining suspensions and features, every ride is an adrenaline-filled adventure.

See MXZ specifications on page 29.



Learn more
about MXZ at
Ski-Doo.com/MXZ



MXZ X-RS 20th Anniversary Edition

NEW 600RR E-TEC / 850 E-TEC

KEY FEATURES:

- 20th Anniversary Special Edition exclusive features
- Racing Integral Base Valve shocks
- rMotion™ X rear suspension with rail reinforcements
- RAS™ RX front suspension with Pilot™ RX skis
- RS running boards
- 129 and 137 in. track lengths available
- • 10.25" Touchscreen Display with **NEW** Group Ride feature
- Premium LED headlights

SPRING OPTIONS:

- Smart-shox suspension (850 E-TEC)



MXZ X-RS with Competition Package

NEW 600RR E-TEC / 850 E-TEC Turbo R with water injection and Launch mode

KEY FEATURES:

- 20th Anniversary Special Edition exclusive features
- KYB Pro 40 Kashima coated shocks with Integral Base Valve (600RR E-TEC® only)
- rMotion™ X Competition rear suspension (600RR E-TEC® only)
- RAS™ RX front suspension with Pilot™ RX skis
- RS running boards
- **NEW** 1.5" Ice Ripper XT track option (850 E-TEC Turbo R only)
- High-performance 4-piston brake caliper with adjustable brake lever
- 10.25" Touchscreen Display with **NEW** Group Ride feature
- Premium LED headlights

SKI-DOO ENDURO 2.0 X-TEAM INSULATED STX JACKET

Ready to elevate your ride? The new Ski-Doo Enduro 2.0 X-Team jacket is engineered for the active trail rider who demands maximum mobility and total weather protection.

The jacket features a fully waterproof and breathable 2-ply Sympatex® membrane. When the pace picks up and temperatures drop, premium PrimaLoft® Black insulation (133g body / 100g arms) keeps you warm without the bulk. 100% sealed seams and YKK® Aquaguard® zippers ensure moisture stays out.

Durability is guaranteed with reinforced shoulders and forearms. Practical features include high-efficiency venting, the eLinQ cable management system, and an eco-friendly PFAS-free construction. This is gear built for those who refuse to compromise.



Performance:



Waterproofness



Breathability



Warmth

Key benefits:



Element Proof



Max Mobility



Reinforced

WINTER ESSENTIALS BUNDLE

MXZ

Be prepared to master any terrain. The Ski-Doo Winter Essentials bundle adds the must-haves to take your rides to the next level, including convenient storage and protection for your sled.



LinQ STACKABLE
FUEL CADDY - 14.5 L



LinQ TRAIL
EXPANDABLE BAG - 17 L



GLOVEBOX EXTENSION /
GPS SUPPORT



ONE-PIECE SPORT
MEDIUM WINDSHIELD



AUXILIARY
LED WIDE LIGHT



E-LinQ



NEW ADJUSTABLE
HEATED BRAKE LEVER



RENEGADE



Learn more about
Renegade at
Ski-Doo.com

TRAIL

Born for big miles, Renegade snowmobiles continue to set the pace when it comes to long-distance 4-stroke performance and handling with proven capability to conquer any trail.

See Renegade specifications on page 29.



Renegade X-RS

900 ACE Turbo R with Launch mode

KEY FEATURES:

- rMotion™ X rear suspension
- RAS™ RX front suspension with Pilot™ RX skis
- High-performance KYB Pro shock package
- RS running boards
- High-performance 4-piston brake caliper with adjustable brake lever
- Heated trail seat
- 10.25" Touchscreen Display with **NEW** Group Ride feature
- Premium LED headlights

SPRING OPTIONS:

- 20th Anniversary Special Edition with Smart-shox suspension



Renegade Adrenaline

900 ACE

KEY FEATURES:

- rMotion™ X rear suspension
- **NEW** RAS™ RX front suspension with Pilot™ RX skis
- High-quality KYB 36 shock package
- Glove box with 4 L of storage
- Medium windshield with air deflectors
- LED headlights



Renegade Sport

600 ACE

KEY FEATURES:

- SC™-5M rear suspension
- RAS™ X front suspension
- KYB 36 rear shock
- 1.25" RipSaw II track
- LED headlights

EXODUS X-TEAM EDITION JACKET

Dominate the trails with a racing edge! The Exodus X-Team Edition Jacket delivers a high-performance look paired with superior warmth. Featuring 200g of Youngone Eco Loft Heat Soft® insulation and Radiant Core technology, it's engineered to maximize heat retention in the harshest conditions. 100% sealed seams and an insulated front flap ensure total wind and moisture protection.

Comfort is prioritized with a polar fleece lining, adjustable cuffs with thumbholes, and a removable collar for an extra seal against the elements. Stay visible with 360° reflective details and keep organized with multiple pockets, including a Napoleon pocket with a built-in goggle cloth. The women's version adds a removable hood for extra versatility. This PFAS-free, eco-conscious jacket is the ultimate choice for riders who refuse to compromise.



Performance



Waterproofness



Breathability



Warmth

Key benefits:



Windproof



Reflective



Fleece Lined

WINTER ESSENTIALS BUNDLE

RENEGADE

Be prepared to master any terrain. The Ski-Doo Winter Essentials bundle adds the must-haves to take your rides to the next level, including convenient storage and protection for your sled.



LinQ STACKABLE FUEL CADDY - 14.5 L



GLOVEBOX EXTENSION / GPS SUPPORT



DELUXE TOOL KIT



ONE-PIECE SPORT MEDIUM WINDSHIELD



AUXILIARY LED WIDE LIGHT



E-LinQ



NEW ADJUSTABLE HEATED BRAKE LEVER



Learn more about
Grand Touring at
Ski-Doo.com/GrandTouring



AI-generated image. The final product may differ from the image shown.

GRAND TOURING

TRAIL

A world class experience built to be shared. The Grand Touring is loaded with comfort and convenience for passenger and driver making every adventure a postcard-worthy memory.

See Grand Touring specifications on page 29.



Grand Touring Sport 600 ACE

KEY FEATURES:

- SC™ -5M rear suspension
- RAS™ X front suspension
- **NEW** Silent 1.25" Ripsaw track
- REV® Gen5 ultra-high windshield with deflectors
- 2-up seat with heated passenger handholds and air deflectors
- LED headlights
- Mechanical reverse
- iTC™ Engine mapping modes (Standard, Sport or ECO®)



ABSOLUTE 0 X-TEAM INSULATED STX JACKET

Engineered for the most extreme conditions, the Absolute 0 X-Team is the ultimate choice for riders who refuse to let the cold stop them. It features a 100% windproof and waterproof 2-ply Sympatex® membrane that remains highly breathable. For unmatched warmth, it packs 200g of PrimaLoft® Gold insulation, plus a removable Radiant Core liner with an additional 100g of PrimaLoft® Gold.

Quadruple insulated front flaps and a removable collar lock in heat, while underarm vents offer high airflow when needed. Complete with the eLinQ cable system, YKK® Aquaguard® zippers, and a PFAS-free construction, this jacket provides professional-grade protection. Don't just endure the winter—dominate it with the warmest gear available.



Performance:



Waterproofness



Breathability



Warmth

Key benefits:



Element Proof



Max Warmth

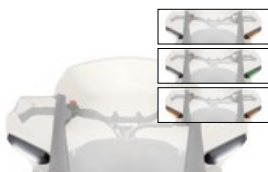


High Airflow

WINTER ESSENTIALS BUNDLE

GRAND TOURING

Be prepared to master any terrain. The Ski-Doo Winter Essentials bundle adds the must-haves to take your rides to the next level, including convenient storage and protection for your sled.



LED SIGNAL LIGHTS FOR WINDSHIELD



AUXILIARY LED WIDE LIGHT



DELUXE TOOL KIT



E-LinQ



NEW ADJUSTABLE HEATED BRAKE LEVER



LinQ STACKABLE FUEL CADDY - 14.5 L



EXPEDITION

CROSSOVER

Unmatched versatility and cargo capacity meet rider-focused features geared for any winter adventure. The Ski-Doo Expedition earns its place as the elite sport-utility crossover sled.

See Expedition specifications on page 30.



Learn more about Expedition at Ski-Doo.com



Expedition Xtreme 850 E-TEC / 900 ACE Turbo R

KEY FEATURES:

- uMotion™ rear suspension
- RAS™ X crossover front suspension with 39" ski stance
- KYB Pro / KYB plus shocks
- Multi-LinQ plate with 62.2 kg cargo capacity
- Premium LED headlights
- Pilot™ DS 3 skis
- 10.25" Touchscreen Display with **NEW** Group Ride feature
- Air radiator with fan
- Easy Shift transmission (H-L-N) with reverse

Expedition SE 900 ACE Turbo R

KEY FEATURES:

- uMotion™ rear suspension, Air Control Suspension (ACS) rear shock
- RAS™ X crossover front suspension with 39" ski stance
- Multi-LinQ plate with 62.2 kg cargo capacity
- Premium LED headlights
- High-capacity battery
- Removable passenger seat with heated grips
- LinQ utility Premium cargo box with 135 L of storage
- 10.25" Touchscreen Display with **NEW** Group Ride feature
- Easy Shift transmission (H-L-N) with reverse
- Hitch

SPRING OPTIONS:

- Airy Blue color
- 1,5" Ice Crosscut track

Expedition LE

900 ACE / 900 ACE Turbo

KEY FEATURES:

- uMotion™ rear suspension, available with **NEW** 16", 20" or 24" wide track options
- RAS™ X crossover front suspension with 39" ski stance
- Multi-LinQ plate with 62.2 kg cargo capacity (20" and 24" only)
- LED headlights
- High-capacity battery (20" and 24" wide only)
- Removable passenger seat with heated grips
- Hitch
- Air radiator with fan
- Easy Shift transmission (H-L-N) with reverse (20" and 24" only)

Expedition Sport

900 ACE

KEY FEATURES:

- uMotion™ rear suspension
- RAS™ X crossover front suspension with 39" ski stance
- KYB 36 rear shock
- LED headlights
- Air radiator with fan
- 2-up seat with removable LinQ passenger backrest and handholds
- REV® Gen5 ultra-high windshield with deflectors
- Heavy-duty rear bumper and hitch

VASA + X-TEAM EDITION JACKET

Take your adventure further with the Ski-Doo Vasa + X-Team Edition jacket. Designed specifically for active crossover riders, this jacket combines elite weather protection with the innovative ExoFloat System. This lightweight, integrated flotation technology provides crucial assistance in the event of ice breakthrough without compromising comfort or breathability. Best of all, it features a self-floating style that doesn't require matching pants to function.

The 2-ply Sympatex® membrane ensures complete waterproof and windproof performance, while 200g of Youngone Eco Loft Heat Soft® insulation keeps the chill at bay. Smart features like underarm vents, eLinQ cable management, and a 2-way zipper enhance your riding comfort. For added safety, it includes reflective shoulder accents and an accessible whistle pocket. Fully seam-sealed and PFAS-free, the Vasa is the ultimate gear for those who push boundaries on the snow.



Performance



Waterproofness



Breathability



Warmth

Key benefits



Flotation Assistance



Windproof



Reflective

WINTER ESSENTIALS BUNDLE

EXPEDITION

Be prepared to master any terrain. The Ski-Doo Winter Essentials bundle adds the must-haves to take your rides to the next level, including convenient storage and protection for your sled.



WINDSHIELD-MOUNT MIRRORS



E-LinQ



DELUXE TOOL KIT



LinQ UTILITY BAG - 50 L



LinQ STACKABLE FUEL CADDY - 14.5 L



Learn more about
Backcountry at
Ski-Doo.com/Backcountry



BACKCOUNTRY

CROSSOVER

The premiere crossover snowmobiling experience. The Ski-Doo Backcountry expertly blends on-trail precision with off-trail capability, and does it in a way that offers every rider the best ride for their world.

See Backcountry specifications on page 30.



Backcountry X-RS

850 E-TEC / 850 E-TEC Turbo R with water injection

KEY FEATURES:

- cMotion™ X rear suspension with rail reinforcement
- RAS™ X front suspension with 39" ski stance / RAS™ RX front suspension with 43" ski stance
- Pilot™ DS 2 [39"] / Pilot™ RX skis [43"]
- High-performance KYB Pro shock package
- Premium LED headlights
- 3 choices of tracks
- 10.25" Touchscreen Display with **NEW** Group Ride feature
- E-TEC® SHOT™ starter (Turbo R only)
- Ice scratchers

SPRING OPTIONS:

- 20th Anniversary Special Edition



Backcountry Adrenaline

NEW 600RR E-TEC

KEY FEATURES:

- cMotion™ X rear suspension
- RAS™ X front suspension with 39" ski stance
- Pilot™ DS 2 skis
- High-quality KYB 36 shock package
- 146 x 16 x 2" PowderMax¹ track
- LED headlights
- Electric starter
- Low windshield with air deflectors
- Ice scratchers

ENDURO ONE-PIECE SUIT

Seamlessly transition from the trail to the deep snow with the Enduro One-Piece Suit. Engineered for the demanding crossover rider, this suit delivers the ultimate balance of impenetrable protection and unrestricted mobility.

Stay completely dry with a 100% sealed, 2-ply Sympatex® membrane that is windproof, waterproof, and breathable. Strategic warmth is guaranteed by mapped Youngone Eco Loft Flex SR® insulation—100g in the body for core heat, and lighter 80g in the arms and legs to reduce bulk and keep you agile.

Designed for active days, it features back pleats for maximum movement, underarm vents for airflow, and a neck zipper gusset for superior comfort with a helmet. Durability is key with padded elbows, knees, and reinforced inner legs.

Equipped with premium YKK® Aquaguard® zippers, the E-LinQ cable management system, internal suspenders, and a removable hood. Ride smarter in a PFAS-free suit that adapts to every turn.



Performance:



Waterproofness



Breathability



Warmth

Key benefits:



Element Proof



Max Mobility



Reinforced

BACKCOUNTRY ADVENTURE ESSENTIALS BUNDLE

BACKCOUNTRY

Push the ride further than ever. Convenient LinQ storage and fuel caddy expand the adventure possibilities. Add even more possibilities with accessories to customize your ride to fit your unique style.



FULL BODY SKID PLATE



DELUXE TOOL KIT



LinQ REMOVABLE SNOW FLAP



LinQ DEEP SNOW EXPANDABLE BAG – 23.5 L



LinQ STACKABLE FUEL CADDY – 14.5 L



NEW ADJUSTABLE SEAT LOW TO MEDIUM



NEW ADJUSTABLE REAR BUMPER



Learn more about
Summit at
Ski-Doo.com/Summit

SUMMIT

DEEP SNOW

Each Ski-Doo Summit model caters to unique deep-snow experiences. Attacking the most technical terrain, seeking endless powder bowls or chasing what's over the next peak, there's a sled to suit your style.

See Summit specifications on page 31.



Summit Expert

850 E-TEC / 850 E-TEC Turbo R

KEY FEATURES:

- **NEW** tMotion Lock-out with coil-over
- RAS™ 3 front suspension with 32" ski stance and **NEW** aluminum a-arms
- KYB Pro 36 EA-3 piggyback front shocks
- Super-short tunnel and radiator
- Improved Pilot™ DS 4 skis
- PowderMax¹ X-Light 3" track options with full-width rods
- Premium LED headlights
- E-TEC[®] SHOT™ starter
- 10.25" Touchscreen Display with **NEW** Group Ride feature

SPRING OPTIONS:

- Orange crush color, 165" track length



Summit X

850 E-TEC / 850 E-TEC Turbo R

KEY FEATURES:

- tMotion™ X with coil-over rear suspension
- RAS™ 3 front suspension with 34" ski stance
- KYB 36 Plus shocks
- Super-short tunnel and radiator
- 3" PowderMax¹ Ultra-light track with FlexEdge™
- Premium LED headlights
- E-TEC[®] SHOT™ starter
- 10.25" Touchscreen Display with **NEW** Group Ride feature

SPRING OPTIONS:

- Orange crush color (850 E-TEC Turbo R)



Summit Adrenaline

NEW 600RR E-TEC / 850 E-TEC

KEY FEATURES:

- **NEW** tMotion™ X with coil-over rear suspension
- RAS™ 3 front suspension with **NEW** 34-inch ski stance
- High-quality KYB 36 shock package
- **NEW** Short tunnel
- **NEW** 2 choices of FlexEdge™ tracks: 146" X 2.5" and 154" X 2.5"
- **NEW** Compact deep snow seat
- Pilot™ DS 3 skis
- LED headlights
- **NEW** E-TEC[®] SHOT™ starter

RAYVIK CARBON HELMET

Experience the pinnacle of lightweight protection. Weighing in at just 1150 g, the Rayvik features a premium Carbon Fiber Composite shell designed for the most demanding deep-snow riders.

Safety is reimagined. The helmet is equipped with the Mips® safety system to reduce rotational forces and innovative CONTEGO™ copolymer foam, providing superior impact absorption compared to standard EPS.

Ride hard, stay cool. Multiple airflow channels and a washable liner keep you fresh, while the Fidlock® magnetic buckle makes gearing up a breeze. It is fully compatible with the Vibe communication system and the Winter Magnetic Face Guard.

Complete your setup with the matching Rayvik Goggles (sold separately). Featuring a quick-change lens, 3D face foam, and a dual-material frame, they lock into the helmet for a perfect, gap-free seal. ECE 22.06 and DOT certified.



WINTER ESSENTIALS BUNDLE

SUMMIT

Be prepared to master any terrain. The Ski-Doo Winter Essentials bundle adds the must-haves to take your rides to the next level, including convenient storage and protection for your sled.



SOFT GLOVE BOX EXTENSION



LinQ STACKABLE FUEL CADDY – 14.5 L



LinQ DEEP SNOW EXPANDABLE BAG – 23.5 L



DELUXE TOOL KIT



HEAVY-DUTY AIR INTAKE FILTER KIT



HEAVY-DUTY AIR INTAKE CVT PANEL FILTER KIT



BRAKE AND CHAINCASE PROTECTORS



EXTREME SKID PLATE



Learn more about Freeride at
Ski-Doo.com/Freeride



FREERIDE

DEEP SNOW

Powerful performance, unmatched extreme capability and riders who push further than anyone, the Freeride redefines the world of freestyle riding.

See Freeride specifications on page 31.



Freeride

850 E-TEC / 850 E-TEC Turbo R

KEY FEATURES:

- **NEW** tMotion™ L/O with coil-over rear suspension with rail reinforcements
- RAS™ 3 front suspension with **NEW** 34" ski stance and aluminum a-arms
- **NEW** Twin Link Steering
- **NEW** Limiter strap adjuster
- KYB Pro 40 EA-3 front shocks with lightweight springs
- **NEW** Super-short tunnel on 146 and 147 track lengths, plus short radiator on all lengths
- **NEW** 147 x 15 x 3" PowderMax® X-Light track with full-width rods
- **NEW** Ultra Compact deep snow seat
- 10.25" Touchscreen Display with **NEW** Group Ride feature
- Premium LED headlights
- E-TEC® SHOT™ starter



BC KONA COLLECTION

Uncompromising performance meets eco-conscious design. Whether you choose the technical One-Piece Suit or the dynamic Jacket and Highpants combo, the BC Collection is built for the deepest powder.

At its core lies the recycled Sympatex® membrane: 100% waterproof, windproof, and breathable. Critical areas are armored with reinforcement fabrics and CORDURA® for ultimate durability against trees and ice.

Engineered for the active rider, the series features backpack-friendly venting and premium YKK® AquaGuard® zippers. The Jacket introduces the innovative Radiant Electronics pocket to protect your device from the cold. The Highpants offer superior coverage with stretch waist panels, removable knee pads, and full-length side zips for easy access.

With 100% sealed seams, 360° reflective details, and a PFAS-free construction, the BC Collection keeps you dry, visible, and ready for the next line.



Performance:



Waterproofness



Breathability



Warmth

Key benefits:



Element Proof



High Airflow



Reinforced

WINTER ESSENTIALS BUNDLE

FREERIDE

Be prepared to master any terrain. The Ski-Doo Winter Essentials bundle adds the must-haves to take your rides to the next level, including convenient storage and protection for your sled.



SOFT GLOVE BOX EXTENSION



LinQ STACKABLE FUEL CADDY – 14.5 L



LinQ DEEP SNOW EXPANDABLE BAG – 23.5 L



DELUXE TOOL KIT



HEAVY-DUTY AIR INTAKE FILTER KIT



HEAVY-DUTY AIR INTAKE CVT PANEL FILTER KIT



BRAKE AND CHAINCASE PROTECTORS



EXTREME SKID PLATE



SKANDIC

UTILITY

Unmatched work ethic comes standard in the Ski-Doo Skandic. Built to conquer the toughest tasks in the most remote winter landscapes on the advanced REV Gen 5 platform.

See Skandic specifications on page 32.



Learn more
about Skandic at
Ski-Doo.com/Skandic



Skandic LE 900 ACE

KEY FEATURES:

- NEW REV® Gen5 utility platform
- NEW uMotion™ rear suspension
- NEW 154 in. X 20 in. Crosscut track
- NEW High-performance LED headlights
- Available with 20 in. or 24 in. track options
- LTS telescopic front suspension
- Removable passenger seat with grips
- Easy Shift transmission (H-L-N) with electro-mechanical reverse
- Multi-LinQ plate with 135 lb / 62.2 kg cargo capacity
- Hitch



Skandic Sport 600 EFI - 85 HP

KEY FEATURES:

- NEW REV® Gen5 utility platform
- NEW uMotion™ rear suspension
- KYB 36 rear shock
- LTS telescopic front suspension
- WideTrack 1-up seat with rear storage compartment
- Electric start
- RER™ electronic reverse

OXYGEN FLOW HELMET

The Ski-Doo Oxygen Flow Helmet represents a quantum leap in snowmobile gear technology. Designed for the demanding trail rider, it eliminates the need for a restrictive breath mask while providing an industry-leading panoramic field of vision. Built with a lightweight M-FORGE® Composite shell, it weighs approximately 1850 g (size Large) and features an aerodynamic shape specifically engineered to reduce neck fatigue during high-speed rides.

What sets the Oxygen Flow apart is its sophisticated ventilation system. The visor features adjustable vents that allow riders to regulate internal temperatures; testing shows a reduction of up to 10°C compared to non-vented options. For extreme weather control, it includes a removable rear curtain and a chin curtain to minimize air intrusion. The amplified heated visor with its pivot contact system works alongside a heated chamber for the retractable amber sun visor, ensuring your sight remains crystal clear even in the most humid or freezing conditions.

Modern riding demands modern connectivity. This helmet features a rear eLinQ magnetic connector for easy power management and a batteryless rear LED light for enhanced rider safety. The Noise Control System (NCS) effectively reduces ambient sound, while the helmet remains fully prescription-eyeglass friendly. It is also ready to receive a communication system and features a quick-release chin strap for convenience. With a 4-year limited warranty and a recyclable shell for minimal environmental impact, the DOT-certified Oxygen Flow is the pinnacle of performance and responsibility.



WINTER ESSENTIALS BUNDLE

SKANDIC

Be prepared to master any terrain. The Ski-Doo Winter Essentials bundle adds the must-haves to take your rides to the next level, including convenient storage and protection for your sled.



LinQ UTILITY PREMIUM CARGO BOX – 135 L



LinQ FUEL CADDY – 20 L



BRAKE AND CHAINCASE PROTECTORS



DELUXE TOOL KIT



TUNDRA

UTILITY

Great off-trail and deep snow performance with light-utility capability, now on the REV Gen5 platform.

See Tundra specifications on page 32.



Learn more
about Tundra at
Ski-Doo.com/Tundra



Tundra LE

600 EFI - 85 HP / 600 ACE

KEY FEATURES:

- NEW REV® Gen5 utility platform
- NEW uMotion™ rear suspension
- NEW LED headlights
- KYB 36 rear shock
- LTS telescopic front suspension
- Heavy-duty rear bumper with hitch
- Air radiator with fan
- Electric start
- Standard with 2 sets of LinQ attachment points



EXODUS COLLECTION

Gear up for the trail with the complete Exodus system—now updated and fully PFAS-free. Combining a sharp, race-inspired aesthetic with heavy-duty protection, this Jacket and Highpants combo is your ultimate shield against the cold.

Maximum warmth is the priority. Both pieces are packed with 200g of Youngone Eco Loft Heat Soft® insulation. The jacket enhances this with Radiant Core technology to reflect body heat, while the pants feature a polar fleece seat and pre-shaped, padded knees for superior comfort on long rides.

Defy the elements with 100% sealed seams and waterproof YKK® AquaGuard® zippers from head to toe. The jacket's removable collar and the pants' storm gaiters create an impenetrable seal against wind and snow.

Packed with smart features like the E-LinQ cable management system, underarm vents, and 360° reflective details, the Exodus collection delivers total performance and visibility for every mile.



Jacket:

Performance:



Waterproofness



Breathability



Warmth

Key benefits:



Windproof



Reflective



Fleece Lined

Pants:

Performance:



Waterproofness



Breathability



Warmth

Key benefits:



Windproof



Built-in Protection



Fleece-lined at seating

ALL-DAY UTILITY BUNDLE

TUNDRA

Carry more. Ride longer. Get the tough jobs done. This work-focused utility bundle has everything you need to make sure you've got everything along to check everything off your to-do list.



NEW LinQ SPORT UTILITY CARGO BOX - 60 L




DELUXE TOOL KIT



BRAKE AND CHAINCASE PROTECTORS



LinQ STACKABLE FUEL CADDY - 14.5 L



Learn more
about Summit Neo at
Ski-Doo.com/Summit-Neo

SUMMIT NEO

MID-SIZED

A mid-size deep snow sled with a massive fun factor, Summit Neo+ is the perfect start to winter adventures with a reliable, 85-hp Rotax EFI engine and slimmed down ergonomics any rider can enjoy.

See Summit Neo specifications on page 31.



Summit Neo+ 600 EFI - 85 Hp

KEY FEATURES:

- Compact ergonomics
- RAS™ 3 front suspension with 34" ski stance
- KYB 36 front shocks
- 146 x 15 x 1,75" Hurricane with FlexEdge™ track
- LED headlights
- Pilot™ DS 2 skis
- Electric starter





Learn more
about MXZ Neo at
Ski-Doo.com/MXZ-Neo



MXZ NEO

MID-SIZED

An awesome trail sled with compact ergonomics that gives riders of any age a less intimidating experience with a full-size fun factor.

See MXZ Neo specifications on page 29.



MXZ Neo+

600 EFI - 55 Hp

KEY FEATURES:

- Compact ergonomics
- Neo rear suspension
- RAS™ X front suspension
- KYB 36 front shocks
- 120 x 15 x 1.25 Ripsaw¹ track
- LED headlights
- RER™ electronic reverse








MXZ 200 YOUTH







Youth sled for those who's Ski-Doo life is just beginning!
Youth snowmobile for the future pros!






KEY FEATURES:

- 192 cc 4-stroke engine
- A-arm front suspension with hydraulic twin tube shocks
- Slide rail rear suspension
- Tether switch
- Handlebar grips with handwarmers

2027 SPECIFICATIONS		DEEP SNOW				
		SUMMIT				FREERIDE
						
EXPERT	X	ADRENALINE	NEO +	FREERIDE		
COLOR		Orange Crush (10.25" Touchscreen Display only) Airy Blue (850 E-TEC with 4.5 in. Digital Display only) Timeless Black (10.25" Touchscreen Display only)	Orange Crush (850 E-TEC Turbo R with 10.25" Touchscreen Display only) Airy Blue (850 E-TEC with 4.5 in. Digital Display only) Timeless Black (850 E-TEC Turbo R with 10.25" Touchscreen Display only)	Arctic Desert	Neo Yellow	Ultraviolet II
FEATURES	Platform	REV® Gen5	REV® Gen5	REV® Gen5	REV® Gen5	REV® Gen5
	Headlights	Premium high-performance LED	Premium high-performance LED	High-performance LED	High-performance LED	Premium high-performance LED
	Skis	Pilot DS 4	Pilot DS 3	Pilot DS 3	Pilot DS 2	Pilot DS 4
	Seating	Deep snow ultra compact	Deep snow ultra compact	Deep snow compact	Deep snow compact	Deep snow ultra compact
	Handlebar	Tapered with J-hooks / Grab handle / Flexible handguards	Tapered with J-hooks / Grab handle	Tapered with J-hooks / Grab handle	Narrow with J-hooks / Low grab handle / Flexible handguards	Tapered with J-hooks / Steering pad
	Starter	E-TEC SHOT Starter	E-TEC SHOT Starter	E-TEC SHOT Starter	Electric Starter	E-TEC SHOT Starter
	Reverse	RER™	RER™	RER™	RER™	RER™
	Windshield height	No	No	No	Ultra-low deflector	No
GAUGE	Type	4.5 in. digital display 10.25 in. touchscreen display	4.5 in. digital display 10.25 in. touchscreen display	4.5 in. digital display	4.5 in. digital display	10.25 in. touchscreen display 4.5 in. digital display
SUSPENSION	Front suspension	RAS 3 aluminium	RAS 3 aluminium	RAS 3	RAS 3	RAS 3 aluminium
	Front shock	KYB PRO 36 EA-3	KYB 36 Plus LW	KYB 36	KYB 36	KYB PRO 40 EA-3
	Rear suspension	tMotion L/O with coil-over	tMotion X with coil-over	tMotion X with coil-over	Neo	tMotion L/O with coil-over
	Center shock	KYB 36 Plus	KYB 36 Plus	KYB 36	Torsion Spring	KYB PRO 40 EA-3
	Rear shock	KYB PRO 36 EA-3	KYB 36 Plus	KYB 36	Motion Control	KYB PRO 40 EA-3
ROTA X ENGINE	Engine	850 E-TEC® Turbo R 850 E-TEC®	850 E-TEC® Turbo R 850 E-TEC®	850 E-TEC® 600RR E-TEC®	600 EFI - 85	850 E-TEC® Turbo R 850 E-TEC®
	Fuel tank (L)	36	36	36	36	36
TRACK	Length x Width x Profile (in.)	PowderMax' X-Light: 154 x 16 x 3.0 (850 E-TEC Turbo R opt. only)	PowderMax' Ultra-Light with FlexEdge™: 154 x 16 x 3.0	PowderMax' with FlexEdge™: 146 x 16 x 2.5 (850 E-TEC only) PowderMax' Light with FlexEdge™: 154 x 16 x 2.5 (600RR E-TEC only)	Hurricane with FlexEdge™ (Neo+): 146 x 15 x 1.75	PowderMax': 146 x 15 x 2.5 (850 E-TEC) PowderMax' X-Light: 147 X 15 X 3.0 (850 E-TEC Turbo R only) 154 X 15 X 3.0
OVERALL DIMENSIONS (mm/in.)	Ski stance	813 / 32	864 / 34 (adjustable)	864 / 34 (adjustable)	864 / 34 (adjustable)	864 / 34 (adjustable)
	Length	3,188 / 125.5 (154) 3,299 / 129.9 (165)	3,188 / 125.5 (154)	3,208 / 122.4 (146) 3,318 / 130.6 (154)	3,174 / 125	3,058 / 120.4 (146-147) 3,188 / 125.5 (154)
	Width	971 / 38.25	1,024 / 40.3 (adjustable)	1,024 / 40.3 (adjustable)	1,024 / 40.3 (adjustable)	1,024 / 40.3 (adjustable)
	Height	1,306 / 51.4	1,306 / 51.4	1,395 / 54.9	1,095 / 43	1,395 / 54.9
ESTIMATED DRY WEIGHT	By engine (kg)	850 E-TEC Turbo R: 207 (154 in.) 209 (165 in.) 850 E-TEC: 197	850 E-TEC Turbo R: 204 850 E-TEC: 194	850 E-TEC: 203 600RR E-TEC: 196	195	850 E-TEC Turbo R: 204 (147 in.) 205 (154 in.) 850 E-TEC: 200 (146 in.) 198 (154 in.)

COMPARATIVE CHART

2027 SPECIFICATIONS		CROSSOVER					
		BACKCOUNTRY		EXPEDITION			
							
	X-RS	ADRENALINE	XTREME	SE	LE	SPORT	
COLOR		Circuit Yellow - 20th Anniversary Black	Black	Black / Circuit Yellow	Airy Blue Black	Monument Grey (900 ACE Turbo 20" & 24" and 900 ACE 16") Black (900 ACE 20" & 24")	Neo Yellow
FEATURES	Platform	REV® Gen5	REV® Gen5	REV® Gen5	REV® Gen5	REV® Gen5	REV® Gen5
	Headlights	Premium high-performance LED	High-performance LED	Premium high-performance LED	Premium high-performance LED	High-performance LED	High-performance LED
	Skis	Pilot DS 2 Pilot RX	Pilot DS 2	Pilot DS 3	Pilot 7.4	Pilot 7.4 (20" & 24") Pilot DS 2 (16")	Pilot DS 2
	Seating	Trail narrow - performance	Trail narrow - performance	WideTrack 1-up	WideTrack 2-up	WideTrack 2-up (20" & 24") Trail wide 2-up (16")	Trail wide 2-up
	Handlebar	Tapered with J-hooks / Transparent handguards	With J-hooks / Transparent handguards	With J-hooks / Grab handle / Flexible handguards	With J-hooks / Grab handle	With J-hooks / Grab handle	With J-hooks
	Starter	850 E-TEC : Electric 850 E-TEC Turbo R : SHOT	Electric Starter	Electric Starter	Electric Starter	Electric Starter	Electric Starter
	Reverse	RER™	RER™	RER™ (850 E-TEC®) Electro-mechanical (Turbo R)	Electro-mechanical	Electro-mechanical	Mechanical
	Windshield height	Ultra-low	Low	Ultra-low deflector	Ultra-high	Ultra-high	Ultra-high
GAUGE	Type	10.25 in. touchscreen display	4.5 in. digital display	10.25 in. touchscreen display	10.25 in. touchscreen display	4.5 in. digital display	4.5 in. digital display
SUSPENSION	Front suspension	RAS™ X (39 in.) RAS™ RX (43 in.)	RAS™ X	RAS X	RAS X	RAS X	RAS X
	Front shock	KYB PRO 36 EA-3	KYB 36	KYB 36 Plus	KYB 36	KYB 36	Motion Control
	Rear suspension	cMotion X	cMotion X	uMotion	uMotion	uMotion	uMotion
	Center shock	KYB PRO 40 EA-3	KYB 36	KYB 36 Plus	KYB 36	KYB 36	Motion Control
	Rear shock	KYB PRO 40 EA-3	KYB 36	KYB PRO 36 EA-3	ACS (Air Control Suspension)	KYB 36	KYB 36
ROTAX ENGINE	Engine	850 E-TEC® Turbo R with WIS 850 E-TEC®	600RR E-TEC®	850 E-TEC® 900 ACE™ Turbo R	900 ACE™ Turbo R	900 ACE™ Turbo 900 ACE™	900 ACE™
	Fuel tank (L)	36	36	42	36	42	36
TRACK	Length x Width x Profile (in.)	39 in. ski stance: PowderMax!: 146 x 16 x 2.0 154 x 16 x 2.5 43 in. ski stance: Ice Storm 150: 146 x 15 x 1.5	PowderMax!: 146 x 16 x 2.0	Silent Cobra WT: 154 x 20 x 1.8	Ice Crosscut: 154 x 20 x 1.5 Silent Cobra WT: 154 x 20 x 1.8	PowderMax: 154 x 16 x 2.0 (900 ACE opt. only) Crosscut: 154 x 20 x 1.5 Silent Cobra SWT: 154 x 24 x 1.5	Charger: 154 x 16 x 1.5
	Ski stance	1,000 / 39 (adjustable) 1,090 / 43 (adjustable)	1,000 / 39 (adjustable)	1,000 / 39 (adjustable)	1,000 / 39 (adjustable)	1,000 / 39 (adjustable)	1,000 / 39 (adjustable)
OVERALL DIMENSIONS (mm/in.)	Length	3,174 / 125 (146) 3,284 / 129.3 (154)	3,174 / 125	3,295 / 129.7	3,278 / 129.1	3,278 / 129.1	3,310 / 130.3
	Width	1,160 / 45.7 (adjustable, 39 in.) 1,211 / 47.8 (adjustable, 43 in.)	1,160 / 45.7 (adjustable)	1,170 / 46.1	1,170 / 46.1	1,155 / 45.5 (16 in.) 1,170 / 46.1 (20 in.) 1,220 / 47.7 (24 in.)	1,155 / 45.5
	Height	1,283 / 50.5	1,283 / 50.5	1,285 / 50.6	1,562 / 61.5	1,562 / 61.5	1,562 / 61.5
	By engine (kg)	850 E-TEC Turbo R: 226 850 E-TEC: 215 (146 in.) 218 (154 in.)	211	850 E-TEC: 268 900 ACE Turbo R: 282	311	900 ACE Turbo: 303 (20 in.) 315 (24 in.) 900 ACE: 250 (16 in.) 292 (20 in.) 303 (24 in.)	249

2027 SPECIFICATIONS		TRAIL				
		MXZ				GRAND TOURING
						
COLOR		Circuit Yellow - 20th Anniversary	Circuit Yellow - 20th Anniversary	Neo Yellow	Neo Yellow	Neo Yellow
FEATURES	Platform	REV® Gen5	REV® Gen5	REV® Gen5	Youth	REV® Gen5
	Headlights	Premium high-performance LED	Premium high-performance LED	High-performance LED	Halogen	High-performance LED
	Skis	Pilot RX	Pilot RX	Pilot 5.7		Pilot DS 2
	Seating	Trail narrow - performance	Trail narrow - performance	Trail narrow ultra-compact		Trail wide 2-up
	Handlebar	Tapered with J-hooks / Transparent handguards	Tapered with J-hooks / Transparent handguards	Narrow with J-hooks / Transparent handguards	-	With J-hooks
	Starter	Electric Starter	850 E-TEC Turbo R: SHOT 600RR E-TEC: Manual	Electric Starter	Electric	Electric Starter
	Reverse	RER™	RER™	RER™	-	Mechanical
	Windshield height	Ultra-low	Ultra-low	Ultra-low deflector	Low	Ultra-high
GAUGE	Type	7.2 in. digital display (850 E-TEC) 10.25 in. touchscreen display (600RR E-TEC)	7.2 in. digital display (600RR) 10.25 in. touchscreen display (850 Turbo R)	4.5 in. digital display		4.5 in. digital display
SUSPENSION	Front suspension	RAS RX	RAS RX	RAS X	A-arms	RAS X
	Front shock	KYB PRO 40 Integral KYB PRO Smart-Shox (850 E-TEC opt.)	KYB PRO 40 Integral Kashima	KYB 36	Hydraulic twin-tube	Motion Control
	Rear suspension	rMotion X	rMotion X (850 E-TEC Turbo R) rMotion X Competition (600RR E-TEC)	Neo	Slide rail, adjustable torsion spring	SC-5M
	Center shock	KYB PRO 40 EA-3	KYB PRO 40 Integral Kashima coated (600RR E-TEC) KYB PRO 40 EA-3 (850 E-TEC Turbo R)	Torsion Spring		Motion Control
	Rear shock	KYB PRO 40 Integral KYB PRO Smart-Shox (850 E-TEC opt.)	KYB PRO 40 Integral Kashima (600RR E-TEC) KYB PRO 40 Integral (850 E-TEC Turbo R)	Motion Control	Hydraulic twin-tube	KYB 36
ROTAX ENGINE	Engine	850 E-TEC® 600RR E-TEC®	850 E-TEC® Turbo R with WIS 600RR E-TEC®	600 EFI - 55	200	600 ACE™
	Fuel tank (L)	36	36	36	8.3	36
TRACK	Length x Width x Profile (in.)	Ice Ripper XT: 129 x 15 x 1.5 (600RR E-TEC) 137 x 15 x 1.5 (850 E-TEC)	Cobra (600RR E-TEC): 137 x 15 x 1.6 Ice Ripper XT (850 E-TEC Turbo R): 137 x 15 x 1.5	RipSaw¹ : 120 x 15 x 1.25	Cobra: 93 x 10 x 1.0	Silent RipSaw¹: 137 x 15 x 1.25
OVERALL DIMENSIONS (mm/in.)	Ski stance	1,090 / 43 (adjustable)	1,090 / 43 (adjustable)	1,000 / 39 (adjustable)	775 / 30.5 (adjustable)	1,090 / 43 (adjustable)
	Length	2,925 / 115.2 (129) 3,038 / 119.6 (137)	3,038 / 119.6	2,880 / 113.4	2,134 / 84	3,127 / 123.1
	Width	1,211 / 47.8 (adjustable)	1,211 / 47.8 (adjustable)	1,157 - 1,202 / 45.6 - 47.3	914 / 36	1,217 / 47.9
	Height	1,267 / 49.9	1,267 / 49.9	1,060 / 41.7	864 / 34	1,513 / 59.6
ESTIMATED DRY WEIGHT	By engine (kg)	850 E-TEC: 229 600RR E-TEC: 220	850 E-TEC Turbo R: 236 600RR E-TEC: 220	192	98	231

COMPARATIVE CHART

2027 SPECIFICATIONS		TRAIL			UTILITY		
		RENEGADE			TUNDRA	SKANDIC	
							
	X-RS	ADRENALINE	SPORT	LE	LE	SPORT	
COLOR		Circuit Yellow - 20th Anniversary Black	Black	Neo Yellow	Black / Orange Crush	Black / Orange Crush	Neo Yellow
FEATURES	Platform	REV® Gen5	REV® Gen5	REV® Gen5	REV® Gen5	REV® Gen5	REV® Gen5
	Headlights	Premium high-performance LED	High-performance LED	High-performance LED	High-performance LED	High-performance LED	High-performance LED
	Skis	Pilot RX	Pilot RX	Pilot DS 2	Pilot DS 2	Pilot 7.4	Pilot 7.4
	Seating	Trail wide	Trail wide	Trail narrow compact	Trail narrow compact	WideTrack 2-up	WideTrack 1-up
	Handlebar	Tapered with J-hooks / Transparent handguards	With J-hooks	With J-hooks	With J-hooks / Grab handle	With J-hooks / Grab handle	With J-hooks
	Starter	Electric Starter	Electric Starter	Electric Starter	Electric Starter	Electric Starter	Electric Starter
	Reverse	Electro-mechanical	Mechanical	Mechanical	RER™ (600 EFI) Mechanical (600 ACE™)	Electro-mechanical	RER™
	Windshield height	Low	Medium	Low	Low	Ultra-high with mirrors	Low
GAUGE	Type	10.25 in. touchscreen display	4.5 in. digital display	4.5 in. digital display	4.5 in. digital display	4.5 in. digital display	4.5 in. digital display
SUSPENSION	Front suspension	RAS RX	RAS RX	RAS X	LTS	LTS	LTS
	Front shock	KYB PRO 36 EA-3 KYB PRO Smart-Shox (opt.)	KYB 36	Motion Control	Motion Control	Motion Control	Motion Control
	Rear suspension	rMotion X	rMotion X	SC-5M	uMotion	uMotion	uMotion
	Center shock	KYB PRO 40 EA-3	KYB 36	Motion Control	Motion Control	Motion Control	Motion Control
	Rear shock	KYB PRO 40 EA-3 KYB PRO Smart-Shox (opt.)	KYB 36	KYB 36	KYB 36	KYB 36	KYB 36
ROTA X ENGINE	Engine	900 ACE™ Turbo R	900 ACE™	600 ACE™	600 EFI - 85 600 ACE™	900 ACE™	600 EFI - 85
	Fuel tank (L)	36	36	36	36	42	42
TRACK	Length x Width x Profile (in.)	Ice Ripper XT: 137 x 15 x 1.5	RipSaw†: 137 x 15 x 1.25	RipSaw†: 137 x 15 x 1.25	Charger: 154 x 16 x 1.5	Crosscut: 154 x 20 x 1.5 Silent Cobra SWT: 154 x 24 x 1.5	Utility WT 154 x 20 x 1.25
OVERALL DIMENSIONS (mm/in.)	Ski stance	1,090 / 43 (adjustable)	1,090 / 43 (adjustable)	1,090 / 43 (adjustable)	813 / 32	889 / 35	889 / 35
	Length	3,038 / 119.6	3,038 / 119.6	3,038 / 119.6	3,259 / 129.3	3,222 / 126.9	3,259 / 129.3
	Width	1,211 / 47.8 (adjustable)	1,211 / 47.8 (adjustable)	1,217 / 47.9	994 / 39.1	1,089 / 42.8	1,089 / 42.8
	Height	1,267 / 49.9	1,267 / 49.9	1,267 / 49.9	1,513 / 59.6	1,513 / 59.6	1,369 / 53.9
ESTIMATED DRY WEIGHT	By engine (kg)	245	227	211	600 EFI - 85: 216 600 ACE: 227	291 (20 in.) 300 (24 in.)	252



SKI-DOO.COM

© 2026 BRP Finland Oy. All rights reserved. ©, ™ and the BRP logo are trademarks of Bombardier Recreational Products Inc. or its affiliates. All other trademarks are the property of their respective owners. Because of our ongoing commitment to product quality and innovation, we reserve the right at any time to discontinue or change specifications, prices, designs, features, models or equipment without incurring obligation. Always consult your snowmobile dealer when selecting a snowmobile for your particular needs and carefully read and pay special attention to your Operator's Guide, safety instructions and to the safety labeling on your snowmobile. Always ride responsibly and safely. Always wear appropriate clothing, including a helmet. Always observe applicable local laws and regulations. Don't drink and drive. Units in pictures can be equipped with optional accessories.

