




Sweet days on the water

A fun, unique way to ride the waves together.



A BRP BRAND



LIVE THE
SEADOO
LIFE



2020

Live the Sea-Doo Life

Welcome to your Sea-Doo Life

Imagine a place where the air smells like coconut and hibiscus. Where your cooler is always full, and dolphins laugh at your jokes. Where fluorescent is a fashion statement, and every day is spent flying over waves. It's not as far as it might seem. You see, that little rainbow kissed cove, that crisp, clean lake filled with bright buoys, and that warm stretch of salty sea are all real, and they're waiting. Live out your daydreams. Live the Sea-Doo Life.



Find your Sea-Doo Life

- 4 The Next Generation of Sea-Doo
- 8 Recreation — Versatile and Nimble (GTI™ Models)
- 12 Performance — Powerful and Precise (RXP®, RXT®, GTR™ Models)
- 16 Tow Sports — Active and Bold (WAKE™ Models)
- 20 Sport Fishing — Intuitive and Clever (FISH PRO™ Model)
- 24 Touring — Stylish and Comfortable (GTX† Models)
- 28 Rec Lite — Playful and Compact (SPARK® Models)
- 32 Innovative Technology
- 34 Accessories and Clothing
- 36 Specifications



Owning a Sea-Doo is the first step—but to truly live your best Sea-Doo Life, ride with respect to the waterways and other crafts, so we can all enjoy the Sea-Doo world for years to come. Learn how you can be a Responsible Rider on Sea-Doo.com/ResponsibleRider.

The Next Generation of Sea-Doo

Designed for life at sea

Redesigned for how you ride, the newest Sea-Doo models including now the GTI, GTR and WAKE models feature more usable space, superior stability, easy-access storage and a sound system that sings. Stretch your legs, head into rougher waters, bring more snacks, and play louder tracks this is your Sea-Doo Life, after all.




Sound? Check.

Integrated. Bluetooth. Waterproof.

Ride to the beat of your own drum with the 100W BRP Audio-Premium System. With the swipe of a finger, create the vibe you want with the industry's first manufacturer-installed, truly waterproof, and fully integrated Bluetooth+ audio system.

- ~ Two powerful 50-watt speakers for music clarity, even while riding.
- ~ Music will play even after engine is turned off.*
- ~ A remote control pad on left speaker to quickly and easily change songs and volume.
- ~ You can also listen to music while riding on a SPARK with the BRP Audio-Portable System.

*Up to one hour.



Stable at its Core

At Rest. At Speed. Always Steady.

Sea-Doo offers the industry standard in stability. So whether you're parked in a cove, fishing or hauling at speed, these Sea-Doo models feel balanced and sure. Even with three on board or someone boarding, it'll stay true.

- ~ Redesigned hull and lower center of gravity for improved stability and confidence at high and low speeds with or without passengers.
- ~ Hull is wider for improved stability at rest or boarding.



Space to Sprawl Out

Configurable. Comfortable. Groundbreaking.

With comfy, modular 3-up seating, and a useful and large swim platform, the newest design makes hanging out just as fun as riding around.

- ~ Large, flat swim platform to prep for fun or kick back for hours.
- ~ Modular removable seating is configurable for hanging out, sunbathing or a face-to-face picnic.

Smarter Storage Space

Useful. Accessible. Functional.

All your gear is now within arm's reach. The industry's first direct-access front storage opens by simply raising the handlebar assembly*. No standing required. And extra rear storage is also possible with the secure Quick-Attach LinQ™ System.

- ~ Exclusive LinQ System lets you quickly and easily attach a fuel caddy, a bag, a cooler and more. Plus it can now be added to all the other models.
- ~ Large front storage is completely accessible from a seated position*.
- ~ Glovebox features a waterproof, shockproof phone compartment with USB charger.**

*Only on certain models.

** USB Port available as an accessory. Standard on GTX Limited model.



Recreation

Sprinkle in some fun

Donuts anyone? Our all-new Sea-Doo platform redefines the way you enjoy your watercraft. Days on the water are made totally unique with revolutionary on-board experiences like a BRP Audio-Premium System, ingenious storage for greater capacity and versatility, and living room on board. Plus, you'll enjoy improved stability at rest and close to 15% better fuel efficiency*. Perfect for those big beach days with family and friends.

* Based on BRP internal testing of a GTI SE 170 vs. competition.



Recreation / 9

Recreation / 8



Recreation

Standard Features

- NEW Ergolock™ Seat
- NEW Exclusive Quick-Attach Rear Cargo System (LinQ)
- NEW Watertight Phone Box
- NEW Larger Front Storage of 40.2 gal. (152 L)
- Intelligent Brake and Reverse (iBR®)
- Two Additional Riding Modes: Sport and ECO®
- Robust and Scratch-Resistant Polytech™ GEN 2 Hull Material
- Handgrips with Palm Rest
- Closed-Loop Cooling System (CLCS)

NEW

GTI 90 / 130

Style, Stability and Some Serious Fun

Horsepower	Fuel Capacity	Rider Capacity
90 hp or 130 hp	15.9 gal. (60 L)	3 Riders



Standard Features, Plus:

- Industry leading fuel efficiency in this category with the Rotax® 900 ACE™ - 90 hp Engine.

White and Reef Blue

NEW

GTI SE 130 / 170

More Convenience and Comfort for Days of Family Fun

Horsepower	Fuel Capacity	Rider Capacity
130 hp or NEW 170 hp	15.9 gal. (60 L)	3 Riders



GTI 90 / 130 Features, Plus:

- NEW Rotax 1630 ACE - 170 hp Engine
- NEW Bluetooth Audio System (Optional)
- Touring Seat
- Boarding Ladder
- Variable Trim System (VTS™)
- Speed Regulator Mode

Ice Metal and Orange Crush

Beach Blue Metallic and Lava Grey

Performance

Serious Mussel

Push the limits of what you can do, where you can go, and how fast you can get there. Our three performance models are built to maximize control and precision in any condition, making them the benchmark for high performance. And for the thrill of outright acceleration, 60 mph (96 km/h) is just 3.6 seconds* on the RXT-X® 300. With available features like our Bluetooth Audio System and the exclusive LinQ Quick-Attach System for cargo on the GTR and RXT-X and the industry shaping T3 hull on the RXP-X, the go-anywhere, do-anything performance models can turn a typical joy ride into an adrenaline-soaked outing.





Performance

- Standard Features*
- Intelligent Brake and Reverse (iBR)
 - Closed-Loop Cooling System (CLCS)
 - Sport Mode for quicker accelerations
 - Variable Trim System (VTS)
 - Speed Regulator Mode

NEW

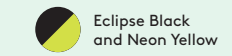
GTR 230

Accessible Power and Performance

Horsepower	Fuel Capacity	Rider Capacity
230 hp	15.9 gal. (60 L)	3 Riders



- Standard Features, Plus:*
- **NEW** Rotax 1630 ACE - 230 hp Engine
 - **NEW** Bluetooth Audio System (Optional)
 - **NEW** Exclusive Quick-Attach Rear Cargo System (LinQ)
 - **NEW** Watertight Phone Box
 - **NEW** Larger Front Storage of 40.2 gal. (152 L)
 - **NEW** Robust and Scratch-Resistant Polytech GEN 2 Hull Material
 - **NEW** Ergolock Seat




RXT-X 300

Ultimate Offshore Performance Watercraft

Horsepower	Fuel Capacity	Rider Capacity
300 hp	NEW 18.5 gal. (70 L)	3 Riders



- Standard Features, Plus:*
- Acceleration of 0-60 mph (96 km/h) in 3.6 Seconds*
 - Ergolock Narrow Racing Seat
 - Direct-Access Front Storage and Watertight Phone Box
 - Bluetooth Audio System (Optional)
 - Launch Control Mode for optimal acceleration
 - Angled, Extended, Footwell Wedges
 - Exclusive Quick-Attach Rear Cargo System (LinQ)
 - Race-Inspired X-Sponsons for performance handling
 - Tilt Steering




RXP-X 300

Ultimate Racing Watercraft

Horsepower	Fuel Capacity	Rider Capacity
300 hp	15.9 gal. (60 L)	2 Riders



- Standard Features, Plus:*
- Acceleration of 0-60 mph (96 km/h) in 3.8 Seconds*
 - Ergolock System: Narrow Racing Seat and Angled Footwell Wedges
 - Deep V-shaped T3 Hull™ for unmatched control and precision
 - Racing Handlebar with Adjustable Riser
 - Adjustable Race-Inspired Sponsons for performance handling
 - X-Coloration, Graphics, Design and Gauge
 - Trim Tabs



*Acceleration based on BRP internal testing in optimal conditions.

Tow Sports

Good Vibrations

Grab your wakeboard, skate, surf or anything else you can get on the water. Thanks to exclusive tow-focused features like Ski Mode, a LinQ Ski Pylon, and Board Rack, there's no other watercraft you'll want to be towed behind. Both of our WAKE models feature our latest technology, delivering the most stable ride in the industry. With extra space for set-up, easy boarding, and a serious 100W Bluetooth Audio System, these models aren't kidding around.



Tow Sports

Standard Features

- Exclusive LinQ Quick-Attach System for Cargo and Ski Pylon
- Removable Wakeboard Rack
- Bluetooth Audio System (Optional)
- Watertight Phone Box
- Ergolock Seat
- Ski Mode for a smooth launch and stable speed
- Boarding Ladder
- Variable Trim System (VTS)
- Speed Regulator Mode and Slow Mode
- Intelligent Brake and Reverse (iBR)
- Closed-Loop Cooling System (CLCS)

NEW

WAKE 170

Made to Make the Most of the Wake

Horsepower	Fuel Capacity	Rider Capacity
NEW 170 hp	15.9 gal. (60 L)	3 Riders



Standard Features, Plus:

- **NEW** Rotax 1630 ACE - 170 hp Engine
- **NEW** Larger Front Storage of 40.2 gal. (152 L)
- **NEW** Robust and Scratch-Resistant Polytec GEN 2 Hull Material



Malibu Blue and Neon Yellow

WAKE PRO 230

Stability, Power and Music to Tow Like a Pro

Horsepower	Fuel Capacity	Rider Capacity
230 hp	NEW 18.5 gal. (70 L)	3 Riders



Standard Features, Plus:

- **NEW** Rotax 1630 ACE - 230 hp Engine
- Direct-Access Front Storage
- Tilt steering
- Fiberglass Hull



NEW Malibu Blue and Neon Yellow



Sport Fishing

Tackle more

For years, a collection of adventurous sport fishermen outfitted their Sea-Doo watercraft to take on all types of fishing from the deep waters and open ocean to shallow coves. Sea-Doo has designed the first and only watercraft built for fishing so even more people can experience this exciting new adventure. An industry first, the FISH PRO is a combination of excitement, versatility and passion into one complete package. Cleverly designed with intuitive features that allow you to explore all fishing locations, get closer to the action, and experience fishing like never before.

Andrew Hill
Sea-Doo Brand Ambassador
Instagram: @andrewhilladventurefishing



Sport Fishing


FISH PRO 170

A New Perspective on Fishing

Horsepower
NEW 170 hp

Fuel Capacity
18.5 gal. (70 L)

Rider Capacity
3 Riders

 White and Night Green



Features

1 LinQ Fishing Cooler

A rugged 13.5 gal. (51 L) cooler specially designed for fishing with a recessed work surface, four innovative rod holders, trolling slots, and tackle and bait storage.

2 Fishing Bench Seat

Designed for ease of movement from the driver position to passenger for fishing. Optimized for fishing facing sideways with increased lateral stability when combined with the angled footrests.

3 Watertight Phone Box

Shockproof smartphone storage to keep your phone protected while you ride. Also, keep your phone charged with a USB port accessory.

4 Trolling Mode

Slow Mode speed control to make trolling easy. Set your desired speed to one of the nine pre-set positions.

5 Garmin® Navigation and Fish Finder

Garmin ECHOMAP® Plus 62cv Fish Finder with a 6-inch (15 cm) screen and in-hull transducer.

6 Direct Access Front Storage

A convenient bin organizer is ideal for storing quick access items like water bottles, sunscreen or a small tackle box.

7 Boarding Ladder

Boarding from the water has never been easier with the foldable boarding ladder.

8 Extended Rear Platform

More space for boarding and fishing while also increasing stability at rest or when carrying a full load of fish.

9 LinQ Attachment Points

Two sets of attachment points for the Fishing Cooler and additional LinQ accessories, such as a small cooler to bring your lunch and a fuel caddy for your extended trip on the water.

10 Angled Gunwale Footrest

Foot supports for increased comfort and stability when fishing in rough waters.

11 Stable and Predictable Hull

The ideal hull for fishing is designed for rough water confidence when riding and unmatched stability at rest.

12 **NEW** ROTAX 1630 ACE - 170 hp Engine

The highest horsepower, naturally aspirated engine in the lineup for optimized performance and fuel economy.

Touring

Unswayed by waves

The Sea-Doo GTX Series is the pinnacle for watercraft touring, allowing you to reach secluded destinations in comfort and style. Comfort, in the form of ergonomic, configurable seating, a large swim platform and improved stability, allowing you to lounge onboard for hours. Style, in the form of classic colors, a powerful Bluetooth Audio System and the widest array of features.





Touring

Standard Features

- Stepped Design Seat with Ergolock
- Direct-Access Front Storage and Watertight Phone Box
- Exclusive Quick-Attach Rear Cargo System (LinQ)
- Intelligent Brake and Reverse (iBR)
- Closed-Loop Cooling System (CLCS)
- Two Additional Riding Modes: Sport and ECO
- Speed Regulator Mode and Slow Mode
- Tilt Steering
- Boarding Ladder

GTX 170 / 230

Luxurious Value and Control Always in Style

Horsepower	Fuel Capacity	Rider Capacity
NEW 170 hp or 230 hp	NEW 18.5 gal. (70 L)	3 Riders



Standard Features, Plus:

- NEW Rotax 1630 ACE - 170 hp and 230 hp Engines
- 26 gal. (99 L) of storage
- Bluetooth Audio System (Optional)
- Variable Trim System (VTS)

Beach Blue Metallic and Lava Grey

GTX LIMITED 230 / 300

The Standard for Touring Performance

Horsepower	Fuel Capacity	Rider Capacity
230 hp or 300 hp	NEW 18.5 gal. (70 L)	3 Riders



GTX 170 / 230 Features Plus:

- NEW Rotax 1630 ACE - 230 hp Engine
- Bluetooth Audio System with USB Port
- Storage Bin Organizer
- Watercraft Cover
- Additional Gauge Functions: Time/Distance to Empty
- Luxury Brushed Mat Design on Swim Platform

NEW Liquid Grey Metallic and Beach Blue Metallic

Rec Lite

Wheelies without wheels

Discover the most affordable, compact, fuel-efficient and lightweight watercraft in the industry. Fun to ride and easy to tow with a small car, the SPARK is designed to make the most out of your summer on the water.

The one-of-a-kind SPARK TRIXX™ makes pulling off tricks so easy and so much fun, you'll never want the day to end.



Rec Lite

Standard Features

- Closed-Loop Cooling System (CLCS)
- Robust and Scratch-Resistant Polytec Hull Material
- Handlegrips with Palm Rest

Splash of colors

Over 35 "Attitude" Graphic Kits plus many accessories to personalize your SPARK.

BRP Audio-Portable System

Bring your summer sounds with you on and off the water with the completely detachable, 50W Bluetooth and waterproof Audio System.

SPARK 2UP

One-of-a-kind Fun

Horsepower	Fuel Capacity	Rider Capacity
60 hp or 90 hp	7.9 gal. (30 L)	2 Riders



Standard Features, Plus:

- Sport Mode (with 900 ACE - 90 hp only)

With iBR and Convenience Package Plus:

- Intelligent Brake and Reverse (iBR)
- Front Storage Bin Kit (7 gal./28 L)
- Boarding Step



SPARK 3UP

Always Have an Extra Invite

Horsepower	Fuel Capacity	Rider Capacity
90 hp	7.9 gal. (30 L)	3 Riders



Standard Features, Plus:

- Added Stability with Platform Extension
- Longer Seat with place for 2 adults and 1 child
- Tow Sports Capability*
- Sport Mode

With iBR and Convenience Package Plus:

- Intelligent Brake and Reverse (iBR)
- BRP Audio-Portable System (Optional)
- Front Storage Bin Kit (7 gal./28 L)
- Boarding Step



SPARK TRIXX 2UP

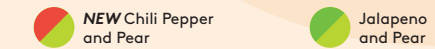
Playful Trickster

Horsepower	Fuel Capacity	Rider Capacity
90 hp	7.9 gal. (30 L)	2 Riders



Standard Features, Plus:

- Intelligent Brake and Reverse (iBR)
- BRP Audio-Portable System (Optional)
- Handlebar with Adjustable Riser to provide more leverage for increased rider input
- Step Wedges for more stability in different riding positions
- Extended-Range Variable Trim System (VTS) and Quick, Pre-Set Positions
- Sport Mode



SPARK TRIXX 3UP


Playful Trickster Ready to Tow

Horsepower	Fuel Capacity	Rider Capacity
90 hp	7.9 gal. (30 L)	3 Riders



SPARK TRIXX 2UP Features, Plus:

- Added Stability with Platform Extension
- Longer Seat with place for 2 adults and 1 child
- Tow Sports Capability*



*Practicing tow sports requires the presence of a third person for spotting.

Technology

Innovative Technology



1 Ergolock

The narrow, race-inspired seat and deep knee pockets let you lock in and use your legs for better control, reducing upper body fatigue and making you feel like one with the machine.



2 Intelligent Brake and Reverse (iBR)

Recognized by the U.S. Coast Guard for improving boat safety since 2009 and now in its third generation, the industry's first Sea-Doo exclusive iBR system allows you to stop up to 160 feet (48 m)* sooner than watercraft not using a brake. With both hands on the handlebars, riders can engage forward, neutral, and reverse for stable, worry-free maneuvering at low speeds.

* Based on BRP internal testing.

Closed-Loop Cooling System

Another Sea-Doo exclusive, the Closed-Loop Cooling System (CLCS) uses coolant to keep the engine running at ideal temperatures. Unlike competitors, this technology prevents corrosive salt water and damaging debris from entering the engine, for increased reliability, longevity and peace of mind. Offered as an expensive upgrade on traditional marine inboard engines, CLCS comes standard on all Sea-Doo models.

3 Polytec

This innovative composite plastic is robust and more scratch-resistant than fiberglass. Plus, it's weight savings help to deliver impressive performance and efficiency.

Rotax Marine Engines

With unmatched high performance, superior fuel efficiency and proven reliability, Rotax marine engines continue to set the standard in the industry. Now every Sea-Doo engine features Advanced Combustion Efficiency (ACE) technology which optimizes the engine to deliver peak performance and impressive fuel efficiency.



4 Different Driving Modes

- ~ ECO MODE: This exclusive Sea-Doo feature produces up to 46% improved fuel efficiency by automatically determining the most economical power delivery.
- ~ SPEED REGULATOR MODE: Set it and forget it. This activity-specific mode lets you set your speed for cruising, tow sports, navigating no-wake zones and more.
- ~ SPORT MODE: The most responsive mode that gives you the top performance from your watercraft.
- ~ SKI MODE: Tow the perfect line, every time. The five different acceleration profiles make it easy for the driver to deliver a smooth launch and maintain a consistent pace, increasing predictability, so boarders can focus on shredding.



Live the Sea-Doo Life on and off the water

Innovative Sea-Doo riding gear and accessories are the perfect way to bring your Sea-Doo Life from water to land. Discover multiple Sea-Doo LinQ accessories that allow you to go beyond the typical boundaries. Get all the details at your local dealer or online at store.sea-doo.com.



Fast. Easy. Secure.

Discover a game-changer. The Quick-Attach Rear Cargo LinQ System, standard on our latest Sea-Doo platform, can be added to all the other models. Securely attaches cargo or ski pylon in seconds and without tools, it redefines what is possible with a watercraft. Because when you can pack more, play more, ride farther and keep food and drinks cold and fresh, you no longer just go on rides, you go on adventures.



1 NEW LinQ Watertight Bag

With a fully waterproof roll-top design that secures gear tightly, 10.6 gal. (40 L) of adjustable capacity, and a heavy-duty rigid plastic base, the new Watertight LinQ Bag gives you plenty of extra cargo space. Plus, for easy transportation on/off the vehicle, it features a foam lined bottom for additional protection, and integrated handle.

2 LinQ Fuel Caddy

The easy-to-pour caddy can hold 4 gal. (15 L) of fuel to explore more, and the LinQ Watertight Bag can stack on top to carry more.



3 LinQ Retractable Ski Pylon

With built-in grab handles for the spotter, the high-rise pylon keeps the rope out of the water and keeps the watersports going. The LinQ System offers quick and easy installation and removal.



4 LinQ 4.2 gal. (16 L) Cooler

Rigid, durable and weather-resistant, and acts as a table between reconfigured seats for on-water picnics.

5 LinQ 13.5 gal. (51 L) Cooler

Standard on FISH PRO, this larger cooler connects to any other models equipped with factory-installed LinQ System. Fishing-related features such as a storage pocket, lid with work surface, quick-attach rod holder system*, and trolling slots make it a multi-purpose accessory.

*Rod holders sold separately.

6 MOVE™ Trailers

Thoughtfully designed to perfectly fit any model of watercraft, MOVE Trailers make loading and unloading a snap. Available painted, galvanized or aluminum, as single or double and with or without a marine jack.



7 LinQ Box

A 5 gal. (19 L) rigid and durable storage box that can be easily attached. With a weather-resistant and lockable cover you will never have to worry about what's stored inside.




8 BRP Audio-Portable System

Listen to your music in, on, or off the water with this fully-submersible and removable audio system. Loaded with two 25 Watt speakers with Bluetooth Connectivity and featuring a rechargeable lithium battery and control pad for easy adjustments on or off your watercraft. Can be installed on all SPARK models since 2014.

9 Sea-Doo Covers

Designed and crafted with every inch of your Sea-Doo in mind to fit each model like a glove. Also, thoughtful zippered openings for storage and gas tank make it easy to access when your Sea-Doo is covered. Allow the installation of the LinQ accessories on the rear deck with the cover in place.



10 NEW Sea-Doo Life Jackets

No matter your riding style, Sea-Doo has you covered. Choose from three categories of life jackets to suit your needs: the Ultimate, the Athletic or the All-Purpose life jacket.



XPS™ Oils and Maintenance



Engineered to get the very best out of your Sea-Doo, from ultimate performance and reliability to showroom-worthy looks. Visit sea-doo.com/xps to view the full line of XPS Products.

Specifications

		Recreation				Performance		
								
		NEW GTI 90	NEW GTI 130	NEW GTI SE 130	NEW GTI SE 170	NEW GTR 230	RXT-X 300	RXP-X 300
Capacity and Dimensions	Available Color(s)	White / Reef Blue		Ice Metal / Orange Crush Beach Blue Metallic / Lava Grey		Eclipse Black / Neon Yellow	California Green Metallic / Black Eclipse Black / Lava Red	California Green Metallic / Black Eclipse Black / Lava Red
	Rider Capacity	3		3		3	3	2
	Weight Capacity	600 lb / 272 kg		600 lb / 272 kg		600 lb / 272 kg	600 lb / 272 kg	400 lb / 182 kg
	Fuel Capacity	15.9 gal. / 60 L		15.9 gal. / 60 L		15.9 gal. / 60 L	18.5 gal. / 70 L	15.9 gal. / 60 L
	Storage Capacity	Total - 42.5 gal. (160.8 L) Glove Box - 2.3 gal. (8.8 L) Front Storage Bin - 40.2 gal. (152.1 L)		Total - 42.5 gal. (160.8 L) Glove Box - 2.3 gal. (8.8 L) Front Storage Bin - 40.2 gal. (152.1 L)		Total - 42.5 gal. (160.8 L) Glove Box - 2.3 gal. (8.8 L) Front Storage Bin - 40.2 gal. (152 L)	Total - 26.1 gal. (98.9 L) Glove Box - 0.8 gal. (2.9 L) Front Storage Bin - 25.3 gal. (96 L)	Total - 30.7 US gal. (116.4 L) Glove Box - 1.7 gal. (6.4 L) Front Storage Bin - 29 gal. (110 L)
	Length	130.6" / 331.8 cm		130.6" / 331.8 cm		130.6" / 331.8 cm	135.9" / 345.1 cm	135.9" / 345.1 cm
Width	49.2" / 125 cm		49.2" / 125 cm		49.2" / 125 cm	49.4" / 125.5 cm	48.3" / 122.7 cm	
Dry Weight	668 lb / 303 kg	739 lb / 335 kg		739 lb / 335 kg		774 lb / 351 kg	829 lb / 376 kg	847 lb / 384 kg
Rotax Engine	Rotax Engine	900 ACE - 90	1630 ACE - 130		1630 ACE - 130	1630 ACE - 170	1630 ACE - 230	1630 ACE - 300
	Horsepower	90 HP	130 HP		130 HP	170 HP	230 HP	300 HP
	Fuel Type	87 octane		87 octane		87 octane	91 octane	91 octane
	Brake, Neutral and Reverse System	Electronic iBR		Electronic iBR		Electronic iBR	Electronic iBR	Electronic iBR
	Engine Cooling	Closed-Loop Cooling System		Closed-Loop Cooling System		Closed-Loop Cooling System	Closed-Loop Cooling System	Closed-Loop Cooling System
	Exhaust System	D-Sea-Bel™ Sound Reducing System		D-Sea-Bel Sound Reducing System		D-Sea-Bel Sound Reducing System	D-Sea-Bel Sound Reducing System	D-Sea-Bel Sound Reducing System
Hull	Material	Polytec - Gen II		Polytec - Gen II		Polytec - Gen II	Fiberglass	Fiberglass
	Type of Gauge	4.5" Digital Display		4.5" Digital Display		4.5" Digital Display	7.6" Wide Digital Display	7.6" Wide Digital Display
Gauge	Main Functions	Speedometer RPM Clock Vehicle Hour Display		Speedometer RPM Clock VTS Display Vehicle Hour Display		Speedometer RPM Clock VTS Display Vehicle Hour Display	Speedometer RPM Clock VTS Display Top Speed & Average Speed Fuel Autonomy Distance & Time to Empty Vehicle Hour Display	Speedometer RPM Clock VTS Display Top Speed & Average Speed Fuel Autonomy Distance & Time to Empty Vehicle Hour Display
	iTC (Intelligent Throttle Control) System - Mode	Sport Mode ECO Mode		Sport Mode ECO Mode		Sport Mode ECO Mode Slow Mode Speed Regulator	Sport Mode ECO Mode Slow Mode Speed Regulator Launch Control	Sport Mode ECO Mode Slow Mode Speed Regulator Launch Control
Features	Seat	Ergolock Seat		Ergolock Seat		Ergolock Seat	Ergolock Seat with X logo & Knee Pad	Ergolock Seat with X logo
	Direct Access Front Storage	N.A.		N.A.		N.A.	Included	N.A.
	Variable Trim System (VTS)	N.A.		VTS		VTS	Extended VTS with Launch Control	VTS with Launch Control
	Boarding Features	Boarding ladder (Accessory)		Boarding ladder		Boarding Ladder (Accessory)	Boarding Ladder (Accessory)	Boarding Ladder (Accessory)
	RF D.E.S.S.™ Key	Included		Included		Included	Included	Included
	BRP Audio System	Accessory		BRP Audio-Premium System (Optional)		BRP Audio-Premium System (Optional)	BRP Audio-Premium System (Optional)	N.A.
	Wide-Angle Mirrors	Included		Included		Included	Included	Included
	Steering	Fixed		Fixed		Fixed	Tilt X-Steering™	Racing Handlebar with Adjustable Riser
	Sponsons	Standard		Standard		Standard	X-Sponsons	Adjustable
LinQ System	Included		Included		Included	Included	Accessory	

Specifications

		Tow Sports		Sport Fishing	Touring					
										
		NEW WAKE 170	WAKE PRO 230	FISH PRO 170	GTX 170	GTX 230	GTX Limited 230	GTX Limited 300		
Capacity and Dimensions	Available Color(s)	Malibu Blue / Neon Yellow		White / Night Green	Beach Blue Metallic / Lava Grey		Liquid Grey Metallic / Reef Blue			
	Rider Capacity	3		3	3		3			
	Weight Capacity	600 lb / 272 kg		600 lb / 272 kg	600 lb / 272 kg		600 lb / 272 kg			
	Fuel Capacity	15.9 gal. / 60 L	18.5 gal. / 70 L		18.5 gal. / 70 L	18.5 gal. / 70 L		18.5 gal. / 70 L		
	Storage Capacity	Total - 42.5 gal. (160.8 L) Glove Box - 2.3 gal. (8.8 L) Front Storage Bin - 40.2 gal. (152 L)	Total - 26.1 gal. (98.9 L) Glove Box - 0.8 gal. (2.9 L) Front Storage Bin - 25.3 gal. (96 L)	Total - 39.6 gal. (149.9 L) Glove Box - 0.8 gal. (2.9 L) Front Storage Bin - 25.3 gal. (96 L) Fishing Cooler - 13.5 gal. (51 L)	Total - 26.1 gal. (98.9 L) Glove Box - 0.8 gal. (2.9 L) Front Storage Bin Kit - 25.3 gal. (96 L)	Total - 26.1 gal. (98.9 L) Glove Box - 0.8 gal. (2.9 L) Front Storage Bin Kit - 25.3 gal. (96 L)		Total - 26.1 gal. (98.9 L) Glove Box - 0.8 gal. (2.9 L) Front Storage Bin Kit - 25.3 gal. (96 L)		
	Length	130.6" / 331.8 cm		135.9" / 345.1 cm	146.8" / 373.4 cm		135.9" / 345.1 cm		135.9" / 345.1 cm	
Width	49.2" / 125 cm (W/O RACK)		49.4" / 125.5 cm (W/O RACK)		49.4" / 125.5 cm		49.4" / 125.5 cm			
Dry Weight	747 lb / 339 kg		809 lb / 367 kg		858 lb / 389 kg		776 lb / 352 kg	805 lb / 365 kg	825 lb / 374 kg	849 lb / 385 kg
Rotax Engine	Rotax Engine	1630 ACE - 170		1630 ACE - 230	1630 ACE - 170		1630 ACE - 170	1630 ACE - 230	1630 ACE - 230	1630 ACE - 300
	Horsepower	170 HP		230 HP	170 HP		170 HP	230 HP	230 HP	300 HP
	Fuel Type	87 octane		87 octane	87 octane		87 octane		87 octane	91 octane
	Brake, Neutral and Reverse System	Electronic iBR		Electronic iBR	Electronic iBR		Electronic iBR		Electronic iBR	
	Engine Cooling	Closed-Loop Cooling System		Closed-Loop Cooling System	Closed-Loop Cooling System		Closed-Loop Cooling System		Closed-Loop Cooling System	
	Exhaust System	D-Sea-Bel Sound Reducing System		D-Sea-Bel Sound Reducing System	D-Sea-Bel Sound Reducing System		D-Sea-Bel Sound Reducing System		D-Sea-Bel Sound Reducing System	
Hull	Material	Polytec - Gen II		Fiberglass	Fiberglass		Fiberglass		Fiberglass	
	Type of Gauge	4.5" Digital Display		7.6" Wide Digital Display	7.6" Wide Digital Display		7.6" Wide Digital Display		7.6" Wide Digital Display	
Gauge	Main Functions	Speedometer RPM Clock VTS Display Water Temperature Fuel Autonomy Distance & Time to Empty Vehicle Hour Display		Speedometer RPM Clock VTS Display Water Temperature Fuel Autonomy Distance & Time to Empty Vehicle Hour Display	Speedometer RPM Clock VTS Display Water Temperature Fuel Autonomy Distance & Time to Empty Vehicle Hour Display		Speedometer RPM Clock VTS Display Water Temperature Fuel Autonomy Distance & Time to Empty Vehicle Hour Display			
	iTC (Intelligent Throttle Control) System - Mode	Sport Mode ECO Mode Slow Mode Speed Regulator Ski Mode		Sport Mode ECO Mode Slow Mode Speed Regulator	Sport Mode ECO Mode Slow Mode Speed Regulator		Sport Mode ECO Mode Slow Mode Speed Regulator		Sport Mode ECO Mode Slow Mode Speed Regulator	
Features	Seat	Ergolock Seat		Ergolock Fishing Bench Seat	Ergolock Seat with Stepped Design		Ergolock Seat with Stepped Design & Knee Pad			
	Direct Access Front Storage	N.A.		Included	Included		Included			
	Variable Trim System (VTS)	VTS		VTS	VTS		VTS			
	Boarding Features	Boarding Ladder		Boarding Ladder	Boarding Ladder		Boarding Ladder			
	RF D.E.S.S.™ Key	Included		Included	Included		Included			
	BRP Audio System	BRP Audio-Premium System (Optional)		BRP Audio-Premium System (Optional)	BRP Audio-Premium System (Optional)		BRP Audio-Premium System with USB Port			
	Wide-Angle Mirrors	Included		Included	Included		Included			
	Steering	Fixed		Tilt	Tilt		Tilt			
	Sponsons	Standard		Standard	Standard		Standard			
LinQ System	Included		Included (2 sets)	Included		Included				

Specifications

Rec Lite



SPARK 2-Up



SPARK 3-Up



SPARK TRIXX 2-Up



SPARK TRIXX 3-Up

Capacity and Dimensions	Available Color(s)	Licorice /Mango (Color only available with 900 ACE - 90) Vanilla /Blueberry Blue Raspberry /Pear		Chili Pepper /Pear Jalapeno /Pear	
	Rider Capacity	2	3	2	3
	Weight Capacity	352 lb/160 kg	450 lb/205 kg	352 lb/160 kg	450 Lb/ 205 kg
	Fuel Capacity	7.9 gal./30 L		7.9 gal./30 L	
	Storage Capacity	Glove Box - 0.42 gal. (1.6 L) Front Storage Bin - 7 gal. (27 L) (Accessory with 900 ACE - 60 or Optional with 900 ACE - 90)		Glove Box - 0.42 gal. (1.6 L) Front Storage Bin - 7 gal. (27 L) (Accessory)	
	Length	110" /279 cm	120" /305 cm	110" /279 cm	120" /305 cm
Rotax Engine	Width	46.4" /118 cm		46.4" /118 cm	
	Dry Weight	410 lb/186 kg	425 lb/193 kg	428 lb/194 kg	439 lb/199 kg
		iBR and Convenience Package Plus adds 13 lb (6 kg)			
	Rotax Engine	900 ACE - 60 900 ACE - 90	900 ACE - 90	900 ACE - 90	
	Horsepower	60 HP 90HP	90 HP	90 HP	
	Fuel Type	87 octane		87 octane	
Hull	Brake, Neutral and Reverse System	Manual Reverse Kit (Accessory with 900 ACE - 60) or Electronic iBR (Optional with 900 ACE - 90)		Electronic iBR	
	Engine Cooling	Closed-Loop Cooling System		Closed-Loop Cooling System	
	Exhaust System	D-Sea-Bel Sound Reducing System		D-Sea-Bel Sound Reducing System	
	Material	Polytec		Polytec	
Gauge	Type of Gauge	Compact		Compact	
	Main Functions	Speedometer RPM Vehicle Hour Display		Speedometer RPM VTS Display Vehicle Hour Display	
	iTC (Intelligent Throttle Control) System - Mode	Sport Mode (900 ACE - 90)		Sport Mode	
Features	Seat	Slim Seat		Slim Seat	
	Direct Access Front Storage	N.A.		N.A.	
	Variable Trim System (VTS)	N.A.		Extended VTS	
	Boarding Features	Boarding Step (Optional)		Boarding Step (Accessory)	
	RF D.E.S.S.™ Key	Optional		Accessory	
	BRP Audio System	Accessory	BRP Audio-Portable System (Optional)	BRP Audio-Portable System (Optional)	
	Wide-Angle Mirrors	Accessory		Accessory	
	Steering	Fixed		Adjustable Riser	
	Sponsons	Standard		Standard	
	LinQ System	N.A.	Accessory	N.A.	Accessory

©2019 Bombardier Recreational Products Inc. (BRP). All rights reserved. ™, ® and the BRP logo are trademarks of BRP or its affiliates. Products are distributed in the USA by BRP US Inc. iGT is a registered trademark of Castrol Limited used under license. Blueooth is a registered trademark owned by the Blueboth S/G, Inc. and any use of such marks by BRP is under license. Garmin and ECHOMAP are trademarks of Garmin Ltd. or its subsidiaries. BRP reserves the right at any time to discontinue or change specifications, prices, designs, features, models or equipment without incurring obligation. Watercraft performance may vary depending on, among other things, general conditions, ambient temperature, and altitude, riding ability and rider/passenger weight. Testing of competitive models done under identical conditions. Performance number achieved under optimal testing conditions. Some models shown may depict optional accessories. Some pictures depicted in this brochure include professional riders and wakeboarders executing maneuvers under ideal and/or controlled conditions. Do not attempt any of these, or any other risky maneuvers, if they're beyond your level of riding or wakeboarding ability, as well as your understanding and respect for the performance of your personal watercraft. Always consult an authorized Sea-Doo dealer when selecting a watercraft for your particular needs, and carefully read and pay attention to your Operator's Guide, Instructional Video, and the on-product labeling on your personal watercraft. Always drive responsibly and safely. Severe injury can result from ignoring warnings, not following the instructions or improper use of watercraft and related products. Use common sense and courtesy. Always observe applicable local laws and regulations. Respect the rights of, and keep a safe distance from, other recreationists and/or bystanders. Always wear the appropriate protective clothing, including a Coast Guard-approved life vest as dictated by the circumstances including, but not limited to, the weather, boating conditions and age and abilities of the occupants. Don't operate your watercraft under the influence of drugs or alcohol. Always observe applicable laws and regulations. Protect your watercraft with the B.E.S.T. Protection Plan out there. Visit an authorized Sea-Doo dealer for details. By being a member of these important industry associations, we recognize and support their efforts in sharing the responsibility of promoting the growth of our sport. Sea-Doo watercraft riders know that riding responsibly and safely is always more fun.



EXPLORE AN ENTIRE WORLD OF ADVENTURE WITH ALL OF OUR BRP PRODUCTS. BRP.COM



ski-doo LYNX SEA-DOO can-am ROTAX ALUMAcraft Manitou EVINRUDE