

can-am

CAN-AMOFFROAD.COM



Printed in EU. UK/IE: 323208050



©2019 Bombardier Recreational Products Inc. (BRP). All rights reserved.™, ® and the BRP logo are registered trademarks of BRP or its affiliates. †Visco-Lok is a trademark of GKN Vicodrive GmbH. ‡All other trademarks are the property of their respective owners. Because of our ongoing commitment to product quality and innovation, BRP reserves the right at any time to discontinue or change specifications, price, design, features, models or equipment without incurring any obligation. Some models depicted may include optional equipment. BRP highly recommends that all ATV drivers take a training course. ATVs can be hazardous to operate. For your safety, always wear a helmet, eye protection, and other protective clothing. Always remember that riding and alcohol/drugs don't mix. Passenger must be at least 12 years old and able to hold handgrips and plant feet while seated against the backrest. Never carry passengers on any ATV not specifically designed by the manufacturer for such use. Never engage in stunt driving. Avoid excessive speeds and be particularly careful on difficult terrain. Read the side-by-side vehicle (SSV) Operator's Guide and watch the Safety DVD before driving. Fasten lateral net and seat belt at all times. BRP urges you to "TREAD LIGHTLY" on public and private lands. Preserve your future riding opportunities by showing respect for the environment, local laws and the rights of others when you ride. Photo taken outside the European Union, on private or authorized terrain. Ride responsibly, only in authorized locations, and respect the regulations applicable in your country. Respect the environment and other users. Some models and accessories depicted may not be available (or homologated) in your country. Specifications for EC-homologated units may differ slightly from specifications mentioned herein.



can-am®

OFF-ROAD LINEUP

WE'RE BUILT FOR THIS

THE 2020 CAN-AM LINEUP



OUTLANDER 650/1000

One ride and you'll agree:
It's the world's best ATV.



RENEGADE

Performance, handling and stability
second to none.



TRAXTER

Fully revised with heavy-duty
jobs in mind.



MAVERICK TRAIL

50 inches wide with unlimited
potential for adventure.

HERE'S TO A NEW EXPERIENCE OFF-ROAD

From the instant you fire one up and head out, you'll notice things are different on a Can-Am.

Here, innovation and progress stop for nothing. Weather? Seasons? Difficult terrain? Tough jobs?

If you can dream it, we've probably done it. Now it's your turn.



MAVERICK SPORT

Unbeatable blend of power, handling and capability.

MAVERICK

Ultimate off-road performance and thrills—times four.

COMMANDER*

* Not available in EMEA region.

OUTLANDER 450/570

Unbelievable all-around power, comfort and capability.



can-am

SSV

- 6 Traxter
- 12 Maverick
- 16 Maverick Sport
- 20 Maverick Trail

**THE NEW TRAXTER:
DO IT WELL, AND
THEN SOME.**

6

ONLY CAN-AM ACCESSORIES OFFER TRUE:



**FIT &
COMPATIBILITY**



**QUALITY &
RELIABILITY**



**STYLE &
VISION**

**SEE OUR LINEUP
OF ACCESSORIES,
GENUINE PARTS,
AND RIDING GEAR
ONLINE OR AT A
CAN-AM DEALER.**



ATV

- 24 Outlander 450/570
 - 30 Outlander 650/1000
 - 38 Renegade
 - 39 DS Youth
-
- 40 Exclusive
Can-Am Features



DESIGNED FROM THE RIDER
DOWN, FOR ANYTHING.
THE 2020 OUTLANDER.

24

BUILT FOR THOSE WHO RIDE TO FEEL ALIVE
& CONNECTED TO THE LAND.

SSV

TRAXTER
MAVERICK
MAVERICK SPORT
MAVERICK TRAIL





ADAPT YOUR CAN-AM SSV FOR NEARLY ANYTHING—THRILL RIDES, CHORES & THE HUNT—IN A FEW CLICKS.

OUR COMPLETE RANGE OF ACCESSORIES ARE ONLINE — VISIT [CAN-AMOFFROAD.COM](https://www.can-amoffroad.com) FOR DETAILS

can-am
TRAXTER

NEW 2020 TRAXTER: REDESIGNED WITH STRENGTH TO SPARE.

Ready to do more? Here are just the highlights: Up to 82 horsepower and class-leading 94 Nm of torque, 1,134 kg towing and 680 kg payload. Redesigned suspension. Stronger frame. The revised Traxter is ready to get it done—with capability to spare.

GET COMFORTABLE

When the work is done, rides shouldn't be a chore. That's why Traxter is engineered for refinement, even if you're towing at capacity on an adventure. From its improved insulation to thicker firewall, redesigned exhaust, and CVT cover, Traxter lets its work speak for itself.

REDESIGNED DOUBLE A-ARM SUSPENSION

The spec sheet is one thing; reality is another. That's why the revised Traxter rises to any challenge with up to 11 inches of suspension travel and 13" of ground clearance. You can credit the new 64" (162.6 cm) Arched Double A-Arm front and 64" (162.6 cm) Arched Trailing Tube Arm (TTA) rear suspension for better stability, a surefooted response, and improved strength.



MADE STRONG &
READY TO TAKE
YOUR BEST WORK
ANYWHERE

INDUSTRY
CLASS-LEADING

94

NM OF TORQUE

- 30% LARGER RADIATOR

UP TO

82

HORSEPOWER

3 ROTAX ENGINES

- EFFICIENT HD5
- CAPABLE HD8
- CLASS-LEADING HD10

UP TO

13"

[33 CM]

GROUND CLEARANCE

- REDESIGNED SUSPENSION
- NEW ARCHED A-ARMS

30%

INCREASED
FRAME RIGIDITY

- TOW UP TO 1,134 KG
- LIGHTER DUAL PHASE STEEL

MOST RIGID FRAME

Reinforced from its dual phase steel frame on up, the new Traxter is 30% more rigid with less overall weight—despite adding several key reinforcements.

TRUE CAN-AM DNA

Starting at the front, check out the redesigned hood and grille for better cooling. Inside, a new 4.5" (11.4 cm) display or a 7.6" (19.3 cm) display with keypad ensure essential functions are always at hand.



PEACE OF MIND
COMES STANDARD



EXPLORE TRAXTER LINEUP



TRAXTER DPS

DO IT ALL, AND THEN SOME.

The toughest, most capable Can-Am ever—exceptional work abilities and adaptable to any use at a price too good to pass up.

TRAXTER MAX DPS

TAKE THE REIGNS.

Dynamic Power Steering (DPS) makes for a workhorse that drives well at every turn. Fill the adaptable storage, engage 4WD, and drive the best without stretching your wallet.



TRAXTER DPS HD8



TRAXTER MAX DPS HD8

KEY FEATURES

	TRAXTER DPS HD8	TRAXTER MAX DPS HD8
Engines	Rotax engine options	HD8
	Horsepower	50 hp
	PRO-TORQ Transmission with Quick Response System (QRS), High Air Flow Ventilation and Electronic Drive Belt Protection	x
	Drive train	Selectable Turf Mode / 2WD / 4WD with Visco-Lok QE auto-locking front differential
	x	x
Suspension	Double A-arm front suspension / TTA rear suspension with sway bar	x
		x
Tires / Wheels	Tires / Wheels	27-in. Maxxis Bighorn 2.0 / 14-in. cast-aluminum
	Length / Width / Height*	307.1 x 157.5 x 193 cm
Dimensions / Capacities	Ground Clearance	28 cm
	1,000 lb (454 kg) Cargo Box Capacity* / 2,500 lb (1,134 kg) Towing Capacity*	x
	40 L Fuel Capacity	x
	VERSA-PRO Bench Seat with Flip-Up Passenger Seats, Underside Hooks and Contoured Bench	x
Features	2" (5 cm) Hitch Receiver and Adjustable Tilt Steering	x
	Winch	
	Bumpers	Integrated front steel bumper
	Protection	HMWPE central skid plate
	Color Options	



TRAXTER XT

EQUIPPED TO GET IT DONE.

Full exterior protection and factory installed winch plus choice accessories from bumper to bumper—the Defender XT is ready when you are.

TRAXTER X mr

FORCE OF NATURE.

Torture-tested to dominate changeable conditions, this workhorse is mud-ready from winch to tail, including snorkeled intakes and Smart-Lok.



TRAXTER XT HD10






TRAXTER X mr HD10

TRAXTER XT HD10
HD10
82 hp
x
Selectable Turf Mode / 2WD / 4WD with Visco-Lok QE auto-locking front differential
x
Arched double A-arm/Arched TTA with external sway bar
27-in. Maxxis Bighorn 2.0 / 14-in. cast-aluminum
319.4 x 162.5 x 203.2 cm
33 cm
x
x
x
x
2,041 kg winch with roller fairlead
XT front bumper
HMWPE full skid plate, full hard roof

TRAXTER X mr HD10
HD10
82 hp
x
Selectable Turf Mode / 2WD / 4WD TRAIL / 4WD MUD with exclusive Smart-Lok** technology.
x
Arched double A-arm with sway bar/Arched TTA with external sway bar
30-in. ITP Cryptid / 14-in. cast-aluminum
328.6 x 162.5 x 208.3 cm
38.1 cm
x
x
x
x
2,041 kg winch with synthetic rope and aluminum fairlead
Heavy-duty front steel bumper
HMWPE full skid plate, aluminum rock sliders, mudguards

COLOR CHART

-  Green
-  Hyper Silver
-  Iron Gray & Manta Green

**Smart-Lok was developed in conjunction with TEAM Industries, a market leader in the drive train industry



TRAXTER T

HARD ON WORK.
EASY ON YOUR WALLET.

We made it tough, capable and clever to excel at everything you demand of it. You'll feel the difference as soon as you sit in and pull away.



TRAXTER HD5 T



TRAXTER MAX DPS T

TAKE IT ON, BRING IT ALONG.

Comfortable Power Steering turns the Traxter MAX into a workhorse that makes your job even easier. With the heavy-duty Rotax engine, capacity of 6 persons, adaptable storage and Visco Lok QE 4WD you get it done.



TRAXTER HD8 T



TRAXTER MAX DPS HD10 T

KEY FEATURES

Engines	Rotax engine options
	Horsepower
	PRO-TORQ Transmission with Quick Response System (QRS), High Air Flow Ventilation and Electronic Drive Belt Protection
	Drive train
Suspension	Tri-Mode Dynamic Power Steering (DPS)
	"Double A-arm front suspension / TTA rear suspension with sway bar"
Tires / Wheels	Tires / Wheels
	Length / Width / Height*
Dimensions / Capacities	Ground Clearance
	1,000 lb (454 kg) Cargo Box Capacity* / 2,500 lb (1,134 kg) Towing Capacity*
	40 L Fuel Capacity
	VERSAs-PRO Bench Seat with Flip-Up Passenger Seats, Underside Hooks and Contoured Bench
Features	2" (5 cm) Hitch Receiver and Adjustable Tilt Steering
	Winch
	Bumpers
	Protection
	Color Options

	TRAXTER HD5 T	TRAXTER HD8 T
	HD5	HD8
	38 hp	50 hp
	CVT, P / R / N / H / L, standard engine braking	x
	Selectable 2WD / 4WD with Visco-Lok auto-locking front differential	Selectable Turf Mode / 2WD / 4WD with Visco-Lok auto-locking front differential
	Up to 60 km/h	Up to 60 km/h
	x	x
	25-in. Maxxis M923J / 12-in. steel	27-in. Maxxis Coronado / 14-in. cast-aluminium
	305 x 157.5 x 191.8 cm	305 x 157.5 x 193 cm
	26.7 cm	28 cm
	272 kg/680 kg	x
	x	x
	x	x
	x	x
	Prewired	Prewired
	Integrated front steel bumper	Integrated front steel bumper
	Central HMW skid plate	Central HMW skid plate


	TRAXTER MAX DPS HD10 T
	HD10
	82 hp
	x
	Selectable Turf Mode / 2WD / 4WD with Visco-Lok QE auto-locking front differential
	Up to 60 km/h
	Arched double A-arm/Arched TTA with external sway bar
	27-in. Maxxis Coronado / 14-in. cast-aluminium
	389.6 x 161.2 x 193 cm
	33 cm
	x
	x
	x
	Prewired
	Integrated front steel bumper
	Central HMW skid plate



TRAXTER PRO

READY TO TAKE ON THE JOB.


The Traxter PRO comes equipped with many factory-installed accessories including 27" Maxxis Coronado tires mounted on 14" wheels, Warn winch and Tri-Mode Dynamic Power Steering for better handling and steering.




TRAXTER PRO HD8 T





TRAXTER PRO HD10 T

TRAXTER PRO HD8 T
HD8
50 hp
x
Selectable Turf Mode / 2WD / 4WD with Visco-Lok QE auto-locking front differential
x
Up to 60 km/h
x
27-in. Maxxis Coronado / 14-in. cast-aluminium
305 x 157.5 x 193 cm
28 cm
x
x
x
x
2,041 kg winch with roller fairlead
Integrated front steel bumper
Full skid plate


TRAXTER PRO HD10 T
HD10
82 hp
x
Selectable Turf Mode / 2WD / 4WD with Visco-Lok QE auto-locking front differential
x
Up to 60 km/h
Arched double A-arm/Arched TTA with external sway bar
27-in. Maxxis Coronado / 14-in. cast-aluminium
305 x 157.5 x 193 cm
33 cm
x
x
x
x
2,041 kg winch with roller fairlead
Integrated front steel bumper
Full skid plate


COLOR CHART

-  Green
-  Hyper Silver

can-am[®]

MAVERICK



The Maverick wasn't built for leisurely drives in the countryside. It was built to make your eyeballs rattle in your head. From its aggressive future-forward design to its Ergo-Lok[®] cockpit that puts the driver at the heart of the vehicle, it's engineered to feast on any terrain with up to 195 turbocharged horsepower.

TURBO RR ENGINE

The new Turbo RR with 195 horsepower is a chart-topper from Day 1 with more durable pistons, larger turbocharger and injectors, a less restrictive airbox, new intercooler and increased cooling capacity.

NEW SUSPENSION CALIBRATION ON 72" MODELS

Get up to 16 inches (40.6 cm) of ground clearance, with revised suspension that adds 1 inch (2.5 cm) of clearance to the Maverick to stand tall over any challenge or terrain. Adjust the dampers to tune the ride for anywhere you roam.

LOWER ENTRY PRICE

Without question, you're looking at the highest performance-per-dollar off-road machine—0-60 mph in 4.4 sec for the Maverick DS, and hundreds of available accessories to create your perfect Maverick.



**GET AN INDUSTRY-LEADING
195 HORSEPOWER TO THRILL.**

THIS IS HOW
HIGH WE'VE
SET THE BAR...
AGAIN

195

HORSEPOWER

TURBO RR ENGINE

- STRONGER PISTONS,
LARGER TURBO &
INTERCOOLER
- REVISED COOLING

UP TO

16"

[41 CM]

GROUND CLEARANCE

- ON 72" [183 CM]
X-PACKAGE
MODELS

AVAILABLE

32"

TIRES

- ON X RC
- AVAILABLE
15-IN BEADLOCK
WHEELS

UP TO

24"

[61 CM]

SUSPENSION TRAVEL

- INDUSTRY-LEADING
TRAVEL FOR BEST
COMFORT, IMPACT
ABSORPTION

EXPLORE MAVERICK LINEUP



MAVERICK X rs

BUILT FOR THE VICTORY LAP.

Run at the front of any pack with 195 horsepower, FOX 3.0 PODIUM RC2 with bypass suspension, Smart-Lok differential featuring Trail Activ mode—and up to 4 seats.

MAVERICK X ds

RACE ONLY YOUR PULSE.

Front and rear FOX HPG shocks are serious hardware to help you harness all 195 horses on any terrain, anywhere—and do it all again tomorrow.



MAVERICK X rs



MAVERICK X ds

	KEY FEATURES	MAVERICK X rs	MAVERICK X ds
Engines	Rotax Triple-Cylinder Engine Options	Turbo RR	Turbo RR
	Horsepower	195 hp	195 hp
	Quick Response System (QRS) CVT with High Air Flow	x	x
Drive train	Turbocharged Triple-Cylinder Engine, Liquid Cooled and High-Performance Air Filter	x	x
	Lockable Front Differential with Exclusive Smart-Lok* Technology, True 4-Mode Traction System: 2WD / 4WD with Front Diff. Lock / 4WD TRAIL ACTIV / 4WD TRAIL		
	High torque Tri-Mode Dynamic Power Steering (DPS)	x	x
Suspension	Double A-Arm Front Suspension / 4-Link Torsional Trailing-Arm X (TTX) Rear Suspension with Sway Bar	x	x
	Shocks	FOX® 2.5 PODIUM RC2 ¹ Piggyback with Bypass / FOX® 3.0 PODIUM RC2 ¹ Piggyback with Bypass	FOX 2.5 Podium RC2 Piggyback
Tires / Wheels	Suspension Travel	22" (55.9 cm) / 24" (61 cm)	22" (55.9 cm) / 22" (55.9 cm)
	Tires / Wheels	30" Maxxis Bighorn 2.0 ¹ Tires / 14" Cast Aluminum Wheels	30" Maxxis Bighorn 2.0 ¹ Tires / 14" Cast Aluminum Wheels
Dimensions	Length / Width / Height	335.3 x 184.7 x 174 cm	335.3 x 162.5 x 166.9 cm
	Ground Clearance	16" (40.6 cm)	14" (35.6 cm)
Features	200 lb (91 kg) Rack Capacity with LinQ Quick-Attach System	x	x
	Dual Phase 980 Steel Cage & Chassis	x	x
	RF Digitally Encoded Security System (D.E.S.S. [™]) with Start/ Stop button	x	x
	Protection	Integrated Front Bumper, Heavy-Duty HMWPE Full Skid Plate, Quarter Doors, Full Roof, 4-Point Harness with Shoulder Pads, Rear Tow Hook	Integrated front bumper, quarter-doors, HMWPE full skid plate, rear tow hook
	Color Options		

MAVERICK X rc

FULL OF ALTITUDE.

Conquer the last mile with rock-specific Smart-Lok differential tuning, upgraded FOX 3.0 PODIUM RC2 with bypass shocks, winch and full protection for whoops and rocky ridges alike.






MAVERICK X3 X rc

MAVERICK X rs
Turbo RR
195 hp
x
x
Lockable Front Differential with Exclusive Smart-Lok* Technology. True 4-Mode Traction System: 2WD / 4WD with Front Diff. Lock / 4WD ROCK / 4WD TRAIL
x
Trophy Truck Inspired Arched Double A-Arm with Sway Bar
FOX® 2.5 PODIUM RC2 ¹ Piggyback with Bypass / FOX® 3.0 PODIUM RC2 ¹ Remote Reservoir with Bypass
22" (55.9 cm) / 24" (61 cm)
32" Maxxis Liberty Tires / 15" Cast Aluminum Beadlock Wheels
341.6 x 184.9 x 174 cm
16" (40.6 cm)
x
x
x
Front Bumper, Heavy-Duty HMWPE Full Skid Plate with Differential and Under Bumper Skid Plates, Quarter Doors, UHMWPE Rock Sliders, HMWPE Front and Rear Suspension Arm Protectors, Rear Tow Hook



**24 months
limited warranty.**

COLOR CHART

-  Hyper Silver, Intense Blue & Manta Green
-  Iron Gray & Manta Green
-  Carbon Black & Orange

can-am[®]

MAVERICK SPORT



can-am[®]

MAVERICK TRAIL



You're looking at the latest Can-Am engineering and design, packed into a family of true go-anywhere Mavericks: the Maverick Trail and Maverick Sport. Available in three widths from a trail-ready 50 inches wide, with three Rotax engines up to 95 horsepower to choose from. Go from the trails, to the desert, to rocks...all in the same ride.

DARING

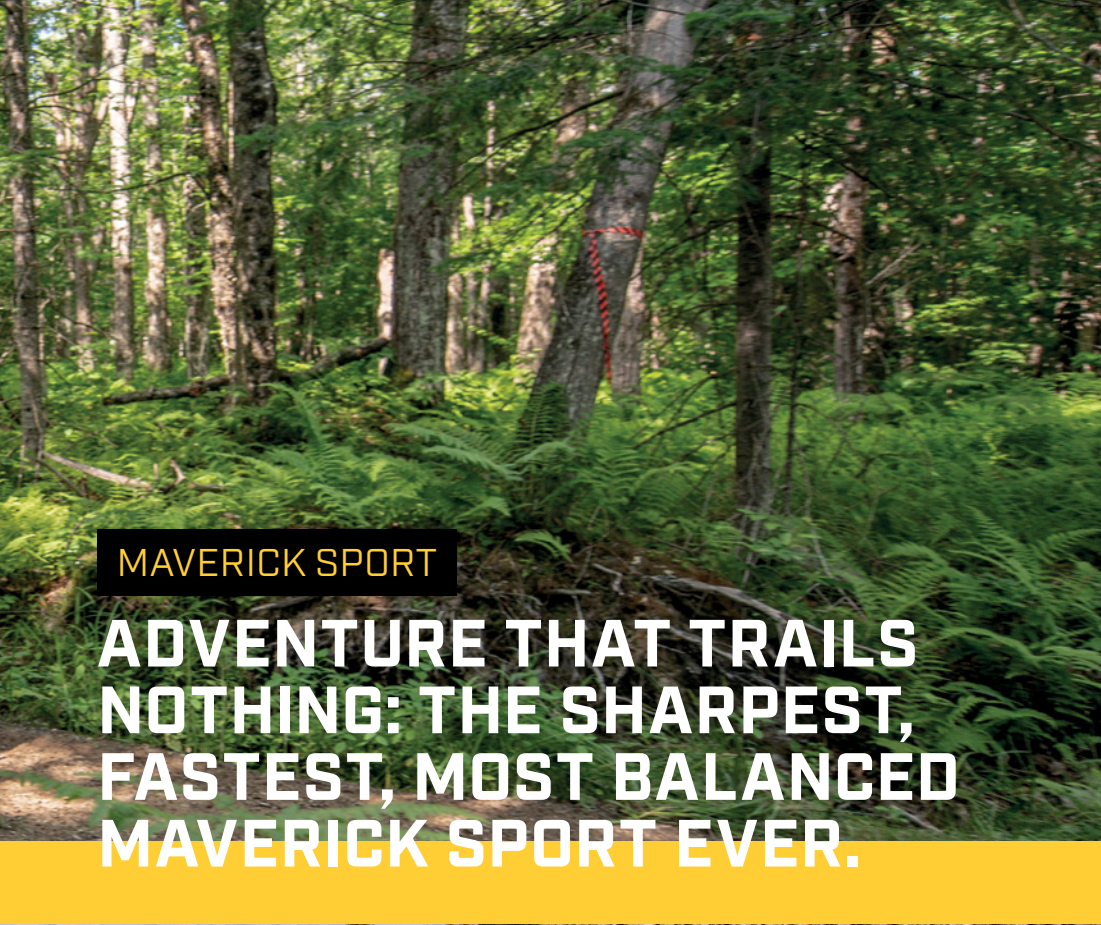
When you put Can-Am DNA into a 60 (152.4 cm)–64" (162.6 cm) frame, you don't just get a Maverick Sport, you get a way of life. Total power, precision, and an unmatched ability to make difficult terrain more comfortable and enjoyable.

PRECISE

Precision is a word that gets tossed around a lot. It's why you can put the Maverick Trail or Sport exactly where you want it—with a longer wheelbase than the competition and sport-tuned suspension, precision is exactly what you get. You point, it goes.

CONFIDENT

Stability, capability, drivability... they're all the building blocks of confidence. It's what you want in a vehicle, so it's precisely what we put into the Maverick Sport.



ENGINEERED
FOR BIGGER
AND BETTER
ADVENTURES

MAVERICK SPORT

**ADVENTURE THAT TRAILS
NOTHING: THE SHARPEST,
FASTEST, MOST BALANCED
MAVERICK SPORT EVER.**

AVAILABLE IN

50-64"
[127 TO 163 CM]
VEHICLE WIDTH

- FROM 50" [127 CM] TRAIL MODELS TO 64" [163 CM] PERFORMANCE

UP TO

95
HORSEPOWER

- CHOOSE FROM 800 [55HP], 1000 [75HP], 1000R [95HP]

UP TO

14.75"
[37 CM]
SUSPENSION TRAVEL

- BEST COMFORT AND IMPACT ABSORPTION





EXPLORE
MAVERICK
SPORT
LINEUP



MAVERICK SPORT DPS

JUST WHEEL IT.

Up to 95 horsepower, with Dynamic Power Steering (DPS) to reign it all in. Steep climbs, straight blasts, and stunning views—what's first?



MAVERICK SPORT 1000R



MAVERICK SPORT MAX 1000R T

	KEY FEATURES	MAVERICK SPORT DPS	MAVERICK SPORT DPS T
Engines	Rotax engine options	1000R	1000R
	Horsepower	95 hp	95 hp
	Quick Response System (QRS), High Air Flow Ventilation and Electronic Drive Belt Protection	x	x
	Drive train	Selectable 2WD / 4WD with Visco-Lok QE Front Differential	Selectable 2WD / 4WD with lockable rear differential
Suspension	Tri-Mode Dynamic Power Steering (DPS)	x	x
	Speed Category		More than 60 km/h
	Double A-Arm Front Suspension / TTA Rear Suspension with Sway Bar	x	x
Tires / Wheels	Front and Rear FOX 2.0 PODIUM Shocks	x	x
	Suspension Travel	Front 29.2 cm/ Rear 30.5 cm	Front 29.2 cm/ Rear 30.5 cm
	Tires / Wheels	27-in. Maxxis Bighorn 2.0 / 12-in. cast-aluminum	28-in. Maxxis Liberty / 14-in. cast-aluminum
Dimensions / Capacities	Length / Width / Height*	302.2 x 152.4 x 180.6 cm	302.2 x 157.8 x 180.6 cm
	Ground Clearance	30.5 cm	30.5 cm
	300 lb (136 kg) Cargo Box Capacity / 1,500 lb (680 kg) Towing Capacity*	x	x
Features	Electronic Hill Descent Control	x	x
	2" (5 cm) Hitch Receiver	x	2-in. hitch receiver with tow ball
	Brake & Traction Control System		x
	Color Options		




MAVERICK SPORT MAX 1000R T

MAVERICK SPORT X rc
1000R
95 hp
x
Selectable 2WD / 4WD with lockable rear differential
x
More than 60 km/h
x
FOX 2.0 PODIUM Piggyback with QS3 compression adjustment
Front 32 cm/ Rear 33 cm
28-in. Maxxis Liberty / 14-in. cast-aluminum
378.4 x 157.8 x 193.5 cm
30.5 cm
x
x
2-in. hitch receiver with tow ball
x



DID YOU KNOW?
Maverick Sport T is equipped with Brake and Traction Control System which maximize the vehicle's confidence, stability & grip in all terrains.

COLOR CHART

 Can-Am Red



**2-year
limited warranty.**

EXPLORE MAVERICK TRAIL LINEUP



MAVERICK TRAIL

GREAT ADVENTURES AHEAD.

Built 50 inches wide and capable of going as far as you can: The most comfortable, agile, and adaptable Can-Am ever.

MAVERICK TRAIL DPS

TURN BY TURN.

Torque-rich Rotax power and confidence-inspiring Dynamic Power Steering (DPS) ensure complete control, comfort and capability beyond its 50" (127 cm) stance.






 UP TO 60 km/h

MAVERICK TRAIL 800 T



 OVER 60 km/h

MAVERICK TRAIL DPS 800/1000 T

	KEY FEATURES	MAVERICK TRAIL		MAVERICK TRAIL DPS	
Engines	Rotax engine options	800		800	1000
	Horsepower	55 hp		55 hp	75 hp
	Quick Response System (QRS), High Air Flow Ventilation and Electronic Drive Belt Protection	x		x	x
	Drive train	Selectable 2WD / 4WD with Visco-Lok Front Differential		Selectable 2WD / 4WD with lockable rear differential	Selectable 2WD / 4WD with lockable rear differential
Suspension	Tri-Mode Dynamic Power Steering (DPS)			x	x
	Speed Category	Up to 60 km/h		More than 60 km/h	More than 60 km/h
	Double A-Arm Front Suspension / TTA Rear Suspension with Sway Bar	x		x	x
Tires / Wheels	Front and Rear Twin Tube Gas Charged Shocks	x		x	x
	Suspension Travel	Front 25.4 cm/ Rear 26.7 cm		Front 25.4 cm/ Rear 26.7 cm	Front 25.4 cm/ Rear 26.7 cm
Dimensions	Tires / Wheels	26-in. Carlisle ACT / 12-in. steel		26-in. Carlisle ACT / 12-in. cast-aluminum	26-in. Carlisle ACT / 12-in. cast-aluminum
	Length / Width / Height*	300.5 x 157.8 cm x 175.5 cm		300.5 x 157.8 x 175.5 cm	300.5 x 157.8 x 175.5 cm
	Ground Clearance	25.4 cm		25.4 cm	25.4 cm
Features	136 kg Cargo Box Capacity / 680 kg Towing Capacity	x		x	x
	Electronic Hill Descent Control	x		x	x
	2" (5 cm) Hitch Receiver and Adjustable Tilt Steering	x		x	x
	Protection	Integrated front steel bumper, injected full body skid plates, mudguards, mudflaps		Integrated front steel bumper, injected full body skid plates, mudguards, mudflaps	Integrated front steel bumper, injected full body skid plates, mudguards, mudflaps
	Brake & Traction Control System			x	x
	Color Options				



DID YOU KNOW?

Maverick Trail DPS T is equipped with Brake and Traction Control System which maximize the vehicle's confidence, stability & grip in all terrains

COLOR CHART

-  Can-Am Red
-  White

DESIGNED FROM THE RIDER DOWN TO SEE,
DO, & CHALLENGE ANYTHING OFF-ROAD.

ATV

OUTLANDER 450/570
OUTLANDER 650/1000
RENEGADE
DS





EVERY CAN-AM ATV IS READY FOR ANYTHING.

— VISIT [CAN-AMOFFROAD.COM](https://www.can-amoffroad.com) FOR DETAILS

can-am

OUTLANDER 450/570

EVERYDAY
EFFICIENT
PERFORMANCE
THAT NEVER
SKIPS A BEAT

UP TO
48

HORSEPOWER

- EFFICIENT, HARDWORKING ROTAX ENGINES WITH 38 [450] OR 48 [570] HORSEPOWER

UP TO
750 KG

TOWING CAPACITY

- CAPABLE OF TOWING 750 KG TRAILER WITH BRAKES

163 KG

RACK CAPACITY

- STEEL RACKS WITH LINQ QUICK-ATTACH SYSTEM FOR ACCESSORIES
- COMBINED 163 KG RACK CAPACITY (FRONT: 54 KG, REAR: 109 KG)

You're looking at one of the toughest and most robust ATVs on the market. The Outlander 450/570 is proven to deliver when adventure's around the corner, the job gets harder than expected, or the hunt is calling. Get big abilities—and class-leading power—no matter which Rotax engine you choose.

TOUGH

Tough and reliable, the Can-Am Outlander 450/570 is a workhorse that's just as durable as you are and can be outfitted for nearly any use.


CAPABLE

Enjoy the confidence that comes with a heavy-duty vehicle capable of keeping up with your toughest days and delivering an enjoyable ride, every time.

DESIGN

Outlander is distinctly built from the rider down, from its controls to the seating position and chassis layout optimized for all-day comfort.

EXPLORE OUTLANDER 450/570 LINEUP



OUTLANDER

GET IT DONE FROM DAY 1.

Complete ride-anywhere versatility and cost-effective capability that carries your load—and then some.

OUTLANDER DPS

HANDLES WITH EASE.

Equipped with Dynamic Power Steering (DPS) for a smoother ride and more confident handling in all riding conditions.



OUTLANDER 450



OUTLANDER DPS



OUTLANDER 450/570 T



OUTLANDER MAX DPS

KEY FEATURES		OUTLANDER			OUTLANDER DPS 570		OUTLANDER MAX DPS 570	
Engines	Rotax engine options	450	450 T	570 T	570	570	570	
	Horsepower	38 hp	38 hp	48 hp	48 hp	48 hp	48 hp	
	Selectable 2WD / 4WD with Visco-Lok Front Differential	x	x	x	Selectable 2WD / 4WD with Visco-Lok QE auto-locking front differential	Selectable 2WD / 4WD with Visco-Lok QE auto-locking front differential	Selectable 2WD / 4WD with Visco-Lok QE auto-locking front differential	
	Tri-Mode Dynamic Power Steering (DPS)				x		x	
Suspension	Speed Category		Up to 60 km/h	Up to 60 km/h				
	Double A-Arm Front Suspension / Torsional Trailing Arm Independent (TTI) Rear Suspension	x	x	x	x		x	
	Shocks	Oil	Oil	Oil	Oil		Oil	
Tires / Wheels	Tires / Wheels	25-in. Carlisle Trail Wolf / 12-in. steel	25-in. Carlisle Trail Wolf / 12-in. steel	25-in. Carlisle Trail Wolf / 12-in. steel	25-in. Carlisle Trail Wolf / 12-in. steel		25-in. Carlisle Trail Wolf / 12-in. steel	
	Length / Width / Height	211 x 117 x 124 cm	211 x 117 x 124 cm	211 x 117 x 124 cm	211 x 116.8 x 124 cm		231 x 117 x 133 cm	
Dimensions / Capacities	Ground Clearance	26.7 cm	26.7 cm	26.7 cm	26.7 cm		26.7 cm	
	Rack Capacity	Front: 45 kg / Rear: 90 kg	Front: 45 kg / Rear: 90 kg	Front: 45 kg / Rear: 90 kg	Front: 45 kg / Rear: 90 kg		Front: 45 kg / Rear: 90 kg	
	Towing Capacity	590 kg	750/335kg (with/without trailer brakes)	750/335kg (with/without trailer brakes)	590 kg		590 kg	
Features	Intelligent Throttle Control (ITC)	x	x	x	x		x	
	Anti-Lock Braking System (ABS)							
	Winch	Prewired	Prewired	Prewired	Prewired		Prewired	
	Color Options	Green	Viper Red	Viper Red	Orange		Orange	



OUTLANDER DPS

HANDLES WITH EASE.

Equipped with Dynamic Power Steering (DPS) for a smoother ride and more confident handling in all riding conditions.



OVER 60 km/h

* MAX version illustrated in the image

OUTLANDER DPS 450 T / MAX DPS 450 T

OVER 60 km/h

1-up version illustrated in the image

OUTLANDER DPS 570 T / MAX DPS 570 T

OVER 60 km/h

OUTLANDER DPS 570 T

KEY FEATURES

	OUTLANDER DPS 450 T	OUTLANDER MAX DPS 450 T	OUTLANDER DPS 570 T	OUTLANDER MAX DPS 570 T	
Engines	Rotax engine options	450	450	570	570
	Horsepower	38 hp	38 hp	48 hp	48 hp
	Selectable 2WD / 4WD with Visco-Lok QE auto-locking front differential	Selectable 2WD / 4WD with Brake Traction Control (BTC)	Selectable 2WD / 4WD with Brake Traction Control (BTC)	Selectable 2WD / 4WD with Brake Traction Control (BTC)	Selectable 2WD / 4WD with Brake Traction Control (BTC)
	Tri-Mode Dynamic Power Steering (DPS)	x	x	x	x
Suspension	Speed Category	More than 60 km/h	More than 60 km/h	More than 60 km/h	More than 60 km/h
	Double A-Arm Front Suspension / Torsional Trailing Arm Independent (TTI) Rear Suspension	x	x	x	x
	Shocks	Oil	Oil	Oil	Oil
	Tires / Wheels	25-in. Carlisle Trail Wolf / 12-in. steel	25-in. Carlisle Trail Wolf / 12-in. steel	25-in. Carlisle Trail Wolf / 12-in. steel	25-in. Carlisle Trail Wolf / 12-in. steel
Dimensions / Capacities	Length / Width / Height	211 x 116.8 x 124 cm	231 x 117 x 133 cm	211 x 116.8 x 124 cm	231 x 117 x 133 cm
	Ground Clearance	26.7 cm	26.7 cm	26.7 cm	26.7 cm
	Rack Capacity: Front 54.4 kg / Rear 109 kg	x	x	x	x
	Towing Capacity	750/335kg (with/without trailer brakes)	750/335kg (with/without trailer brakes)	750/335kg (with/without trailer brakes)	750/335kg (with/without trailer brakes)
Features	Intelligent Throttle Control (ITC)	x	x	x	x
	Anti-Lock Braking System (ABS)	x	x	x	x
	Winch	Prewired	Prewired	Prewired	Prewired
	Bumpers				
Protection					
Package Extras					
Color Options			* 		

*For 1-up only



OUTLANDER PRO

YOUR READY-FOR-EVERYTHING COMPANION.

The Outlander PRO Package has been designed with one idea in mind: get the job done. It delivers more performance than you need to haul, tow and more. We won't say it will make work easy, but easier.

PRO PACKAGE EXTRAS.

Relocated CVT air intake, double A-arm front suspension / TTI rear suspension with increased suspension pre-load, reinforced seat skin, increased ground clearance (+25 mm), 26-in. Carlisle ACT HD tires, Tri-Mode Dynamic Power Steering (DPS), Visco-Lok QE auto-locking front differential.



OUTLANDER PRO 450/570



OUTLANDER PRO 450/570 T

OUTLANDER PRO 450 / 570	
450	570
38 hp	48 hp
Selectable 2WD / 4WD with Visco-Lok QE auto-locking front differential	Selectable 2WD / 4WD with Visco-Lok QE auto-locking front differential
x	x
x	x
Oil	Oil
26-in. Carlisle ACT HD / 12-in. steel*	26-in. Carlisle ACT HD / 12-in. steel
211 x 117 x 124 cm	211 x 117 x 124 cm
29.2 cm	29.2 cm
x	x
590 kg	590 kg
x	x
Prewired	Prewired
PRO	PRO

OUTLANDER PRO 450 T / 570 T	
450	570
38 hp	48 hp
Selectable 2WD / 4WD with Visco-Lok QE auto-locking front differential	Selectable 2WD / 4WD with Visco-Lok QE auto-locking front differential
x	x
Up to 60 km/h	Up to 60 km/h
x	x
Oil	Oil
26-in. Carlisle ACT HD / 12-in. steel	26-in. Carlisle ACT HD / 12-in. steel
211 x 117 x 124 cm	211 x 117 x 124 cm
29.2 cm	29.2 cm
x	x
750/335kg (with/without trailer brakes)	750/335kg (with/without trailer brakes)
x	x
Prewired	Prewired
PRO	PRO

COLOR CHART

- Orange
- Green



OUTLANDER MAX XT

EQUIPPED FOR JUST ABOUT EVERYTHING.

From its improved exterior protection features to factory installed winch and wind deflector, the XT leaves nothing to chance.



OUTLANDER MAX XT 570 T

	KEY FEATURES	OUTLANDER MAX XT 570 T
Engines	Rotax engine options	570
	Horsepower	48 hp
	Drive train	Selectable 2WD / 4WD with Brake Traction Control (BTC)
	Tri-Mode Dynamic Power Steering (DPS)	x
Suspension	Speed Category	More than 60 km/h
	Double A-Arm Front Suspension / Torsional Trailing Arm Independent (TTI) Rear Suspension	x
	Shocks	Oil
Tires / Wheels	Tires / Wheels	25-in. Carlisle Trail Wolf / 12-in. cast-aluminum
	Length / Width / Height	231 x 117 x 133 cm
Dimensions / Capacities	Ground Clearance	26.7 cm
	Rack Capacity	Front: 45 kg / Rear: 90 kg
	Towing Capacity	750 kg (trailer with brakes)
	Intelligent Throttle Control (ITC)	x
Features	Anti-Lock Braking System (ABS)	x
	Winch	1,361 kg WARN winch with roller fairlead
	Bumpers	Heavy-duty front & rear bumpers
	Protection	
	Package Extras	
	Color Options	



OUTLANDER 6X6 T

EXPLORE NEW LIMITS.

Six total drive wheels equal ultimate traction, everywhere. Low 'L' gear for challenging terrain, flat bed and extenders to carry a huge amount of gear.

OUTLANDER 6X6 PRO+ T


ENTRY TO ANOTHER LEVEL.

We build heavy-duty 6x6 machines for you—and the work that goes with it. For tough terrain and working off-road, there's nothing like the additional traction from a 6x6 being driven by the torquy and efficient Rotax 450 engine.



UP TO 60 km/h


OUTLANDER 6X6 450 T

OUTLANDER 6X6 450 T
450
38 hp
Selectable 4WD / 6WD with Visco-Lok auto-locking front differential
Up to 60 km/h
Double Torsional Trailing arm Independent (TTI2) rear suspension Double A-arm front suspension
Oil
25-in. Carlisle Trail Wolf / 12-in. steel
279 x 118.8 x 124 cm
26.7 cm
Front: 54 kg Rear: 159 kg
907 kg (trailer with brakes)
x
Prewired




UP TO 60 km/h

OUTLANDER 6X6 PRO+ 450 T

OUTLANDER 6X6 PRO+ 450 T
450
38 hp
Selectable 4WD / 6WD with Visco-Lok QE auto-locking front differential
x
Up to 60 km/h
Double Torsional Trailing arm Independent (TTI2) rear suspension Double A-arm front suspension
Oil
26-in. Carlisle ACT HD / 12-in. cast-aluminum
299 x 118.8 x 141 cm
26.7 cm
Front: 54 kg Rear: 159 kg
907 kg (trailer with brakes)
x
1,361 kg WARN winch with roller fairlead
PRO+


PRO PACKAGE EXTRAS.



Relocated CVT air intake, double A-arm front suspension / TTI rear suspension with increased suspension pre-load, extra low L-gear, increased ground clearance (+25 mm), 26-in.

Carlisle ACT HD tires, Tri-Mode Dynamic Power Steering (DPS), Visco-Lok QE auto-locking front differential and reinforced seat skin.

PRO+ PACKAGE EXTRAS.

All included in PRO PACKAGE plus: WARN winch, aluminum wheels & heated hand grips

COLOR CHART

-  Iron Gray & Octane Blue
-  Green

can-am

OUTLANDER 650/1000



The Outlander lineup is as diverse as riders like you. Any Outlander has the chops to take you farther than ever, but each model and package is geared to return even better capability: For hauling, mud riding, hunting, trails, and anywhere in between.

NEW SIDE PANELS

We examined and inspected every part to see if it could improve rider comfort, including the side panels, which are new this year to provide less heat soak, better engine ventilation, and noise isolation.

HORSEPOWER LEADERS

Cross shop any Outlander with the competition and you'll notice: We always have the most power. That's not a boast, that's engineering and design. It's power with reliability and ease-of-maintenance; a truly enjoyable ride with an unmistakable soundtrack.

ADAPTABLE RIDING MODES

Standard on all Outlander models, Intelligent Throttle Control (ITC) is what makes the Outlander and its Rotax engine so responsive and useful day-to-day. With adaptable riding modes, the ITC throttle-by-wire system ensures smooth power delivery via precise control.



REDESIGNED
TO BE THE BEST,
FROM THE
RIDER DOWN

120^{cm}

WIDE STANCE

- 2" (5.1 CM) ADDED WIDTH FOR BEST STABILITY

UP TO

91

HORSEPOWER

**NEW ROTAX
1000R ENGINE**

- MOST POWERFUL ATV ENGINE ON THE MARKET
- ADAPTABLE RIDING MODES


UP TO

750^{KG}

TOWING CAPACITY

- 10% MORE THAN THE COMPETITION
- TOW & HAUL WITH CAPABILITY TO SPARE

EXPLORE OUTLANDER 650/1000 LINEUP



OUTLANDER PRO

GET THE JOB DONE.

The Outlander PRO Package has been designed with one idea in mind: get the job done. It delivers more performance than you need to haul, tow and more. We won't say it will make work easy, but easier.

OUTLANDER PRO+

HANDLE THE WORST WITH EASE.

Outlander PRO+ Package is developed to correspond for all the working challenges even the hardest conditions. PRO+ is designed and tested in Scandinavia to ensure you can only focus on riding.

PRO PACKAGE EXTRAS.

Relocated CVT air intake, double A-arm front suspension / TTI rear suspension with increased suspension pre-load, extra low L-gear, increased ground clearance (+25 mm), 26-in. Carlisle ACT HD tires, Tri-Mode Dynamic Power Steering (DPS), Visco-Lok QE auto-locking front differential and reinforced seat skin.

PRO+ PACKAGE EXTRAS.



All included in PRO PACKAGE plus: WARN winch, aluminum wheels & heated hand grips.



OUTLANDER PRO 650



OUTLANDER MAX PRO+ 650 T

	KEY FEATURES	OUTLANDER PRO 650	OUTLANDER MAX PRO+ 650 T
Engines	Rotax engine options	650	650
	Horsepower	59 hp	59 hp
	Drive train	Selectable 2WD / 4WD with Visco-Lok QE Front Differential	Selectable 2WD / 4WD with Visco-Lok QE Front Differential
	Tri-Mode Dynamic Power Steering (DPS)	x	x
Suspension	Speed Category		Up to 60 km/h
	Arched double A-arm with front sway bar 23.3 cm travel Torsional Trailing arm Independent (TTI) 25.1 cm travel	x	x
	Shocks	Oil	Oil
Dimensions / Capacities	Tires / Wheels	26-in. Carlisle ACT HD / 12-in. steel	26-in. Carlisle ACT HD / 12-in. cast-aluminum
	Length / Width / Height	218.4 x 122 x 126 cm	238.8 x 122 x 135 cm
	Ground Clearance	30.5 cm	30.5 cm
	Rack Capacity	Front: 45 kg / Rear: 90 kg	750/395kg (with/without trailer brakes)
Features	Towing Capacity	750 kg	750 kg (trailer with brakes)
	Intelligent Throttle Control (ITC)	x	x
	Anti-Lock Braking System (ABS)		
	Winch	Prewired	1,361 kg WARN winch with roller fairlead
	Bumpers		
	Protection	Mudguards	Mudguards
	Package Extras	PRO	PRO+
Color Options			

OUTLANDER XT

THE EXTRAS COME STANDARD.

More exterior protection, upgraded bumpers and winch ensure it's factory-fit for your next adventure.



OUTLANDER MAX XT 650



OUTLANDER XT 650 T



OUTLANDER MAX XT 650



OUTLANDER MAX XT 650 T







OUTLANDER MAX XT 650
650
59 hp
Selectable 2WD / 4WD with Visco-Lok QE Front Differential
x
x
Oil
26-in. ITP Terracross / 14-in. cast-aluminum
239 x 122 x 135 cm
27.9 cm
Front: 45 kg / Rear: 90 kg
750 kg
x
1,361 kg WARN winch with roller fairlead
Heavy-duty front & rear bumpers
Handlebar wind deflectors, mudguards



OUTLANDER XT 650 T	OUTLANDER MAX XT 650 T
650	650
59 hp	59 hp
Selectable 2WD / 4WD with Brake Traction Control (BTC)	Selectable 2WD / 4WD with Brake Traction Control (BTC)
x	x
More than 60 km/h	More than 60 km/h
x	x
Oil	Oil
26-in. ITP Terracross / 14-in. cast-aluminum	26-in. ITP Terracross / 14-in. cast-aluminum
218.4 x 122 x 126 cm	238.8 x 122 x 135 cm
27.9 cm	27.9 cm
750/395kg (with/without trailer brakes)	750/395kg (with/without trailer brakes)
750 kg (trailer with brakes)	750 kg (trailer with brakes)
x	x
x	x
1,361 kg WARN winch with roller fairlead	1,361 kg WARN winch with roller fairlead
Heavy-duty front and rear bumpers	Heavy-duty front and rear bumpers
Mudguards	Mudguards



COLOR CHART

-  Green
-  Mossy Oak Break-Up Country Camo
-  Iron Gray & Octane Blue
-  Black & Can-Am Red



OUTLANDER XT-P

PERFORMANCE THAT GOES THE DISTANCE.

Fully-loaded for style and off-road speed with adjustable FOX 2.0 PODIUM shocks, 14" beadlock wheels and additional factory upgrades.

OUTLANDER MAX LIMITED

FULLY-LOADED FROM THE GET-GO.

Supreme capability, style and versatility on top of the powerful 1000R Rotax engine. Handle weekend-long 2-up journeys and any conditions along the way.



OUTLANDER MAX XT-P 1000R



OUTLANDER MAX XT-P 650/1000 T



OUTLANDER MAX LIMITED 1000R

KEY FEATURES

	OUTLANDER MAX XT			OUTLANDER MAX LIMITED 1000R
Engines	Rotax engine options	1000R	650 T	1000 T
	Horsepower	91 hp	59 hp	82 hp
	Drive train	Selectable 2WD / 4WD with Visco-Lok QE Front Differential	Selectable 2WD / 4WD with Brake Traction Control (BTC)	Selectable 2WD / 4WD with Brake Traction Control (BTC)
	Tri-Mode Dynamic Power Steering (DPS)	x	x	x
	Speed Category		More than 60 km/h	More than 60 km/h
Suspension	Arched double A-arm with front sway bar 23.3 cm travel Torsional Trailing arm Independent (TTI) 25.1 cm travel	x	x	x
	Shocks	FOX PODIUM 1.5 QS3	FOX PODIUM 1.5 QS3	FOX PODIUM 1.5 QS3
Tires / Wheels	Tires / Wheels	26-in. ITP Terracross / 14-in. cast-aluminum beadlock	26-in. ITP Terracross / 14-in. cast-aluminum beadlock	26-in. ITP Terracross / 14-in. cast-aluminum beadlock
	Length / Width / Height	239 x 122 x 135 cm	239 x 122 x 135 cm	239 x 122 x 135 cm
Dimensions / Capacities	Ground Clearance	27.9 cm	27.9 cm	27.9 cm
	Rack Capacity	Front: 45 kg / Rear: 90 kg	Front: 45 kg / Rear: 90 kg	Front: 45 kg / Rear: 90 kg
	Towing Capacity	750 kg	750/395kg (with/without trailer brakes)	750/395kg (with/without trailer brakes)
	Intelligent Throttle Control (ITC)	x	x	x
	Anti-Lock Brake System (ABS)		x	x
Features	Winch	1,361 kg WARN winch with roller fairlead	1,361 kg WARN winch with roller fairlead	1,361 kg WARN winch with roller fairlead
	Bumpers	Heavy-duty front & rear bumpers	Heavy-duty front & rear bumpers	Heavy-duty front & rear bumpers
	Protection	Mudguards, aluminum taper-profile handlebar with wind deflectors and square pad	Mudguards, aluminum taper-profile handlebar with wind deflectors and square pad	Mudguards, aluminum taper-profile handlebar with wind deflectors and square pad
	Color Options			



OUTLANDER X xc

BUILT TO TACKLE THE EXTREME PRESENT.

For riders seeking the ultimate all-round performance and handling—with all of the finest factory-fit parts to create the ultimate cross-country-ready Outlander.



OUTLANDER X xc 1000R

OUTLANDER X XC 1000R
1000R
91 hp
Selectable 2WD / 4WD with Visco-Lok QE Front Differential
x
x
FOX PODIUM 1.5 RC2"
"26-in. ITP Terracross / 14-in. cast-aluminum beadlock"
218 x 122 x 126 cm
27.9 cm
Front: 45 kg / Rear: 90 kg
750 kg
x
Prewired
Front bumper with pre-runner
Aluminum taper-profile handlebar with wind deflectors and square pad Front, center & footwell aluminum skid plates HMWPE A-arms protectors, mudguards






OUTLANDER X xc 1000 T

OUTLANDER X xc 1000 T
1000
82 hp
Selectable 2WD / 4WD with Brake Traction Control (BTC)
x
More than 60 km/h
x
FOX PODIUM 1.5 RC2
26-in. ITP Terracross / 14-in. cast-aluminum beadlock
218 x 122 x 126 cm
27.9 cm
Front: 45 kg / Rear: 90 kg
750/395kg (with/without trailer brakes)
x
x
Prewired
Aluminum taper-profile handlebar with wind deflectors and square pad Front, center & footwell aluminum skid plates HMWPE A-arms protectors, mudguards



COLOR CHART

-  Carbon Black & Sunburst Yellow
-  Boreal Green
-  Black, Hyper Silver & Viper Red



OUTLANDER X MR

CONFIDENCE THAT RUNS DEEP.

Built for extreme mud and wet terrain use, with added snorkel, exterior protection, and retuned suspension, engine, transmission—plus bog-ready wheels and tires.



OUTLANDER X mr 650



OUTLANDER X mr 1000R



OUTLANDER DPS 650

	OUTLANDER X mr 650/1000R		OUTLANDER 6X6 DPS 650
Engines	KEY FEATURES		
	Rotax engine options	650	1000R
	Horsepower	59 hp	91 hp
	Selectable 2WD / 4WD with Visco-Lok QE Front Differential	x	x
	Tri-Mode Dynamic Power Steering (DPS)	x	x
	Speed Category		
Suspension	Double A-Arm Front Suspension / Torsional Trailing Arm Independent (TTI) Rear Suspension	Arched double A-arm with front sway bar Torsional Trailing arm Independent (TTI)	Arched double A-arm with front sway bar Torsional Trailing arm Independent (TTI)
	Shocks	Oil	*FOX PODIUM 1.5"
	Tires / Wheels	28-in. ITP Mega Mayhem / 12-in. cast-aluminum	30-in. ITP Cryptid / 14-in. cast-aluminum
Dimensions / Capacities	Length / Width / Height	224 x 123 x 128 cm	297 x 122 x 126 cm
	Ground Clearance	29.9 cm	27.9 cm
	Rack Capacity	Rear: 90 kg	Front: 45 kg / Rear: 318 kg
	Towing Capacity	750 kg	850 kg
Features	Intelligent Throttle Control (ITC)	x	x
	Anti-Lock Braking System (ABS)		
	Winch	1,361 kg WARN winch with roller fairlead	1,361 kg WARN winch with roller fairlead
	Bumpers	Heavy-duty front bumper	Heavy-duty front & rear bumpers
	Protection	Mud-riding footrests Mudguards	Mud-riding footrests Mudguards
	Package Extras		Prewired
	Color Options		



OUTLANDER 6X6 DPS

THE CAVALRY HAS ARRIVED.

Whether you're hauling at capacity or climbing the closest mountain, added 6x6 traction, low 'L' gear, and dual level cargo box mean this Outlander loads and goes like no other ATV.

OUTLANDER MAX 6X6 PRO+ T

BUILT FOR LIFE AT THE TOP.

There's nothing like the additional torque from a 6x6 being driven by our powerful 82-hp Rotax 1000 V-Twin engine—this is the hardest-working ATV we build. PRO Package features fills even the highest standards — all ready for your next challenge.



UP TO
60 km/h



UP TO
60 km/h

OUTLANDER MAX 6X6 PRO+ 1000 T

OUTLANDER MAX 6X6 PRO+ 1000 T	
1000	
82 hp	
Selectable 4WD / 6WD with Visco-Lok QE auto-locking front differential	
x	
Up to 60 km/h	
Arched double A-arm with front sway bar 23.3 cm travel Double Torsional Trailing arm Independent (TTI2) with quick-release sway bar 25.1 cm travel	
Oil	
26-in. Carlisle ACT HD / 12-in. cast-aluminum	
317 x 122 x 141 cm	
27.9 cm	
Front: 45 kg / Rear: 318 kg	
907/674kg (with/without trailer brakes)	
x	
1,361 kg WARN winch with roller fairlead	
PRO+	

OUTLANDER 6X6 PRO+ 650/1000 T

OUTLANDER 6X6 PRO+ 650/1000 T	
650	1000
59 hp	82 hp
Selectable 4WD / 6WD with Visco-Lok QE auto-locking front differential	Selectable 4WD / 6WD with Visco-Lok QE auto-locking front differential
x	x
Up to 60 km/h	
Arched double A-arm with front sway bar 23.3 cm travel Double Torsional Trailing arm Independent (TTI2) with quick-release sway bar 25.1 cm travel	Arched double A-arm with front sway bar 23.3 cm travel Double Torsional Trailing arm Independent (TTI2) with quick-release sway bar 25.1 cm travel
Oil	
26-in. Carlisle ACT HD / 12-in. cast-aluminum	
297 x 122 x 126 cm	
27.9 cm	
Front: 45 kg / Rear: 318 kg	
907/674kg (with/without trailer brakes)	907/674kg (with/without trailer brakes)
x	x
1,361 kg WARN winch with roller fairlead	
PRO+	

PRO PACKAGE EXTRAS.





Relocated CVT air intake, double A-arm front suspension / TTI rear suspension with increased suspension pre-load, extra low L-gear, increased ground clearance (+25 mm), 26-in.

Carlisle ACT HD tires, Tri-Mode Dynamic Power Steering (DPS), Visco-Lok QE auto-locking front differential and reinforced seat skin.

PRO+ PACKAGE EXTRAS.

All included in PRO PACKAGE plus: WARN winch, aluminum wheels & heated hand grips

COLOR CHART

-  Iron Gray & Manta Green
-  Black & Platinum Silver
-  Pure Magnesium
-  Green

can-am[®]

RENEGADE

Everything you need in a performance ATV—just add throttle. The Renegade takes all of our race-winning, mud-bogging, trail-running heritage for an experience on four wheels this side of heavenly.



EXPLORE RENEGADE LINEUP



RENEGADE X xc

BE A CROSS COUNTRY CHAMPION.

Combining trail-handling adaptability with race-ready suspension, it adjusts for challenges so agilely, you'll think they moved out of the way.

RENEGADE X mr

THE MUD HAS MET ITS MATCH.

If looks alone could crush an unforgiving terrain, than this is the machine. From the mud tires to the snorkeled engine, the deeper the end, the fiercer it gets.



Renegade T models



RENEGADE X xc 650



RENEGADE X xc 1000



RENEGADE X mr 1000R

	X xc 650	X xc 650 T	X xc 1000	X xc 1000 T	RENEGADE X mr
KEY FEATURES					
Engines					
Rotax engine options	650	650	1000R	1000	1000R
Horsepower	59 hp	59 hp	91 hp	82 hp	91 hp
Drive train	Visco-Lok QE	Selectable 2WD / 4WD with Brake Traction Control (BTC)	Selectable 2WD / 4WD with Visco-Lok QE front differential	Selectable 2WD / 4WD with Brake Traction Control (BTC)	Selectable 2WD / 4WD with Visco-Lok QE front differential
Tri-Mode Dynamic Power Steering (DPS)	x	x	x	x	x
Speed Category		More than 60 km/h		More than 60 km/h	
Tires / Suspension					
Arched Double A-Arm Front Suspension / Torsional Trailing Arm Independent (TTI) Rear Suspension	x	x	x	x	x
Shocks	FOX PODIUM 1.5 RC2	FOX PODIUM 1.5 RC2	FOX= PODIUM= 1.5 RC2	FOX PODIUM 1.5 RC2	FOX = PODIUM 1.5 QS3
Tires / Wheels	25-in. ITP Holeshot ATR 12-in. cast-aluminum beadlock	25-in. ITP Holeshot ATR 12-in. cast-aluminum beadlocks	25-in. ITP Holeshot ATR 12-in. cast-aluminum beadlock	25-in. ITP Holeshot ATR 12-in. cast-aluminum beadlocks	30-in. ITP Cryptid 14-in. cast-aluminum beadlock
Dimensions / Capacities					
Length / Width / Height*	218 x 122 x 124 cm	218.4 x 122 x 124 cm	218 x 122 x 124 cm	218.4 x 122 x 124 cm	224 x 127 x 131 cm
Ground Clearance	26.7 cm	26.7 cm	26.7 cm	26.7 cm	31.8 cm
35 lb (16 kg) Rack Capacity	x	x	x	x	x
590 kg Towing Capacity	x	660/335kg (with/without trailer brakes)	x	660/335kg (with/without trailer brakes)	x
Features					
Intelligent Throttle Control (ITC)	x	x	x	x	x
Anti-Lock Braking System (ABS)		x		x	
Winch	Prewired	Prewired	Prewired	Prewired	3,000-lb (1,361 kg) WARN winch with roller fairlead
Bumpers	Front bumper	Front bumper	Front bumper	Front bumper	Front & rear bumpers
Protection	Aluminum taper-profile handlebar with wind deflectors and square pad, Front & central skid plate	Aluminum taper-profile handlebar with wind deflectors and square pad, front & central skid plate, mudguards	Aluminum taper-profile handlebar with wind deflectors and square pad, Front & central skid plate	Aluminum taper-profile handlebar with wind deflectors and square pad, front & central skid plate, mudguards	Aluminum taper-profile handlebar with grab handle, wind deflectors and square pad Mudguards front & central aluminum skid plate
Color Options	Black, Gray & Sunburst Yellow	Black, Gray & Sunburst Yellow	Black & Can-Am Red	Black & Can-Am Red	Black & Platinum Silver

can-am[®]

DS

From the age of 10 and up, the Can-Am DS lineup teaches young riders that they don't have to have a driver's license to experience world-class design, quality, and reliability.



EXPLORE YOUTH LINEUP



DS 90

SMALL ATV,
BIG SMILES.

The DS 90 gives riders aged 10 and up a more thrilling, connected riding experience—with a throttle limiter for full speed control.

DS 90 X

LOOKS TOUGH,
IS TOUGH.

Long-travel suspension for the DS 90 X improves the ride and enhances race-inspired capability for enthusiastic riders aged 10 and up.





DS 90



DS 90 X

KEY FEATURES

	DS 90	DS 90 X
Engines	90	90
Starting Driving Age	10 and Up	10 and Up
Suspensions	A-Arm Independent Front Suspension / Swingarm Rear Suspension	Double A-Arm Front Suspension
Shocks	Oil	HPG Piggyback
Tires / Wheels	Front Tires: Duro Thrasher 19 x 7 x 8 in. Rear Tires: Duro Power Trail 18 x 9.5 x 8 in. / 8" Steel Wheels	Front Tires: Kenda Claw 20 x 6 x 10 in. Rear Tires: Kenda Claw 18 x 10.5 x 8 in. / 8" Aluminum Wheels
Features	Length / Width / Height 152 x 90.5 x 93.5 cm	152 x 111 x 97cm
Color Options	 Can-Am Red	 Black & Can-Am Red



EXCLUSIVE CAN-AM FEATURES



SSV POWER LEADER IN EVERY CLASS

ROTAX ENGINE

Rotax engines have become some of the most sought after engines, admired for their precision, performance and reliability.

SUSPENSIONS

Maximize bump absorption with the TTI and TTA. The Torsional Trailing A-Arms (TTA) designed specifically for utility and recreational usage will provide a smooth ride whatever the terrain, while the Torsional Trailing Arm Independent suspension (TTI) ensures the vehicle moves only in the direction you point it, resulting in better traction and optimal transfer of power to the ground.




BRAKE AND TRACTION CONTROL SYSTEM

The new Maverick Trail DPS & Maverick Sport DPS T vehicles come standard with innovative Brake and Traction Control System which maximizes the vehicle's confidence, stability & grip in all terrains.

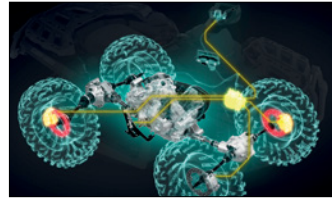


ATV



ROTAX ENGINE

We start building every Can-Am ATV with a Rotax engine featuring best-in-class power and industry-leading power-to-weight ratio. The whole ATV is designed to work with this power, to give you a true performance edge. That's true for all of our signature engines.




ABS TECHNOLOGY

The ABS technology applied to the Can-Am ATVs not only maintains stability when braking on slick surfaces, but gives consistent, predictable responsiveness by preventing wheel lockup on any terrain.

EU-HOMOLOGATION

All T models are homologated under the EU tractor category (167/2013/EC). The models outside the T category are not homologated for public road usage.



DPS

Dynamic Power Steering (DPS) improves steering feel in slow-speed working situations and in more technical terrain. It's also designed to offer less assistance at high speeds and more assistance at low speeds.



ERGONOMICS

We don't just put a seat onto an excellently performing machine, we design the entire vehicle around you. The seat position and cushion are designed to maximize comfort and offer an optimal position for the rider so you can keep going on the trail!



LinQ

The exclusive LinQ quick-attach system that enables you to add and remove Can-Am accessories in just seconds, including trunk boxes, modular bags, rack extensions and more.



VISCO-LOK

Our exclusive progressive auto-locking front differential constantly monitors front-wheel speed. If it detects one wheel spinning faster than the other, it sends more power to the wheel with better traction. The rider doesn't have to do anything to activate it. And the Visco-Lok auto-locking front differential comes without a speed limiter.

EXPLORE AN ENTIRE WORLD OF ADVENTURE WITH ALL OF OUR BRP PRODUCTS. BRP.COM



ski-doo LYNX SEA-DOO EVINRUDE ROTAX can-am